



Chip-Scale Atomic Clock (CSAC) Performance During Rapid Temperature Change White Paper

The chip-scale atomic clock (CSAC) is the world's lowest-power, lowest-profile atomic clock. Its unique 1PPS input eases the design process by allowing an external reference to quickly calibrate the device. Thousands of units are deployed every year in a variety of applications, from seismic sensors on the bottom of the ocean to the space CSAC aboard low-earth-orbit satellites.

For mobile applications, frequency and timing stability in variable temperature environments is critical. Choosing the best oscillator for the job can be confusing when comparing product specifications from different manufacturers, or even different product lines within the same company. The reason is that commercial oscillators are not held to any standard test, so the temperature profile (temperature range, ramp rate, and number of cycles) used can vary from product to product.

Atomic clocks and oscillators are generally considered to have superior temperature stability over their crystal-based counterparts. This is mainly due to the sealed (Cesium or Rubidium) gas cell's isolation from the outside environment. There are other factors that also contribute to an atomic oscillators' temperature resistance, as discussed later.

This paper will compare CSAC performance to that of an OCXO with a similar stability-versus-temperature specification. The paper will also discuss how time, temperature, and initial frequency errors can effect holdover timing error. For the purposes of this paper, holdover means the period of time when an oscillator is allowed to free-run. The frequency and timing error that accumulates during holdover is relative to a perfect timing reference.

The results of this analysis will show that a CSAC and an OCXO with similar specifications do not necessarily have the same performance—the CSAC is superior when subjected to a rapid ambient temperature change.

Effects on Timing Error: Elapsed Time

With a 9×10^{-10} /mo Hz/Hz typical aging rate, the CSAC has pretty good frequency drift (and corresponding time error). Its performance is similar to the best performing OCXOs. Time error can be calculated from published aging rates, as shown in the References section. Taking the result of their derivation, the timing error accumulation over time is given as follows:

EQUATION 1:

$$E(t) = E_0 + (y_0 t + \frac{1}{2} a t^2) + \int_0^t E_i(t) dt + \varepsilon(t)$$

Where:

$E(t)$: Time error accumulation at time 't' after initial synchronization.

a : Clock frequency drift (or aging) rate.

E_0 : Initial time error at $t = 0$.

$E_i(t)$: Fractional frequency offset due to environmental effects (such as temperature).

y_0 : Initial fractional frequency at $t = 0$.

$\varepsilon(t)$: Error due to random fractional frequency fluctuations.

For simplification purposes, we have assumed zero initial phase or frequency offset and zero environmental perturbation, which reduces the equation to the following:

EQUATION 2:

$$E(t) = \frac{1}{2} a t^2$$

The following graph and table show predicted time error over 72 hours of the CSAC, high-performance OCXOs, and Rubidium atomic oscillators. CSAC will accumulate ~1 μ s in 24 hours, ~5 μ s in 48 hours, and 8 μ s to 12 μ s in 72 hours. These calculations were made based on typical observed aging rates of 0.6 ppb/mo to 0.9 ppb/mo.

Note: Throughout this document, RF output (10 MHz) performance of the CSAC will be shown. The CSAC 1PPS output is directly derived from the RF output, so it should be expected that the 1PPS would behave in a similar manner.

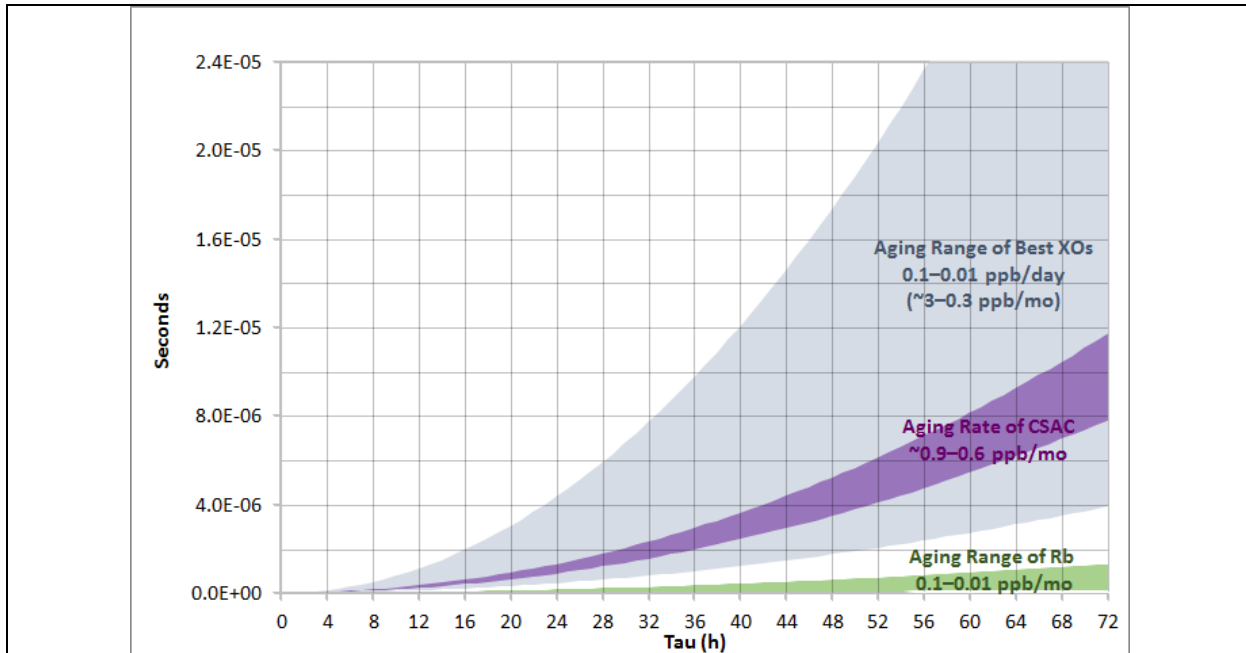


FIGURE 1: Time Error Derived from Aging Rates (at constant 25°C).

TABLE 1: OSCILLATOR VS. TIME ERROR

Oscillator	24 Hours	48 Hours	72 Hours
OCXO	0.3 μ s to 4.5 μ s	1.9 μ s to 17 μ s	4 μ s to 28 μ s
CSAC	0.5 μ s to 1 μ s	3.5 μ s to 5 μ s	8 μ s to 12 μ s
Rubidium	<0.2 μ s	<0.5 μ s	0.5 μ s to 1.5 μ s

Effects on Timing Error: Temperature

The previous calculation is not practical for mobile applications where the oscillator is exposed to temperature variations. Timing error due to those effects cannot be calculated by simply looking at a data sheet temperature specification (commonly referred to as temperature coefficient). Ramp rate, dwell time, airflow, number of cycles, and other factors will all affect the outcome. The oscillator design and sample data must be considered to choose the best performer.

The CSAC design, shown in [Figure 2](#), is unique in that the physics (laser, resonance cell, and photodetector) is vacuum-packaged to eliminate convection/conduction effects, with an overall thermal resistance of 7000°C/W. Its tensioned, polyimide suspension further isolates the physics from outside vibration or thermal-induced mechanical stresses.

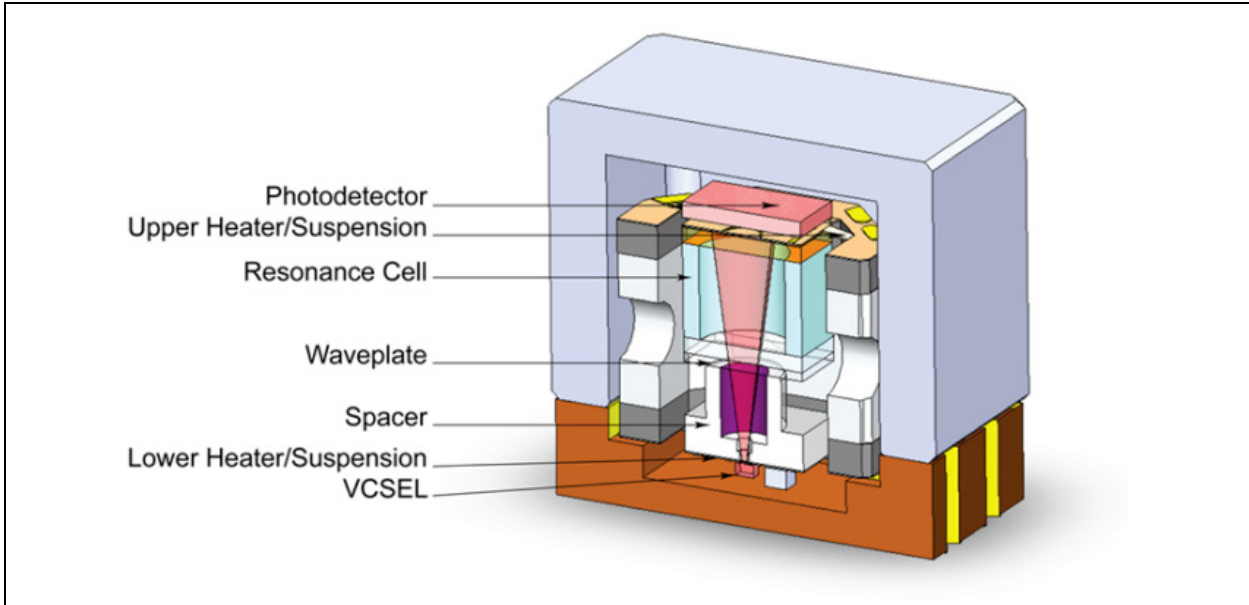


FIGURE 2: CSAC Physics Package.

Thanks to the design of the CSAC, the temperature ramp-rate of its environment has little impact on its frequency response. The following two graphs show an example of an aggressive temperature profile. The oscillators are soaked at a hot temperature (50°C) for over 1 hour before being rapidly cooled to -10°C in about 12 minutes (5°C/min). They are soaked at the cold temperature for 2 hours before they are rapidly returned to the hot temperature.

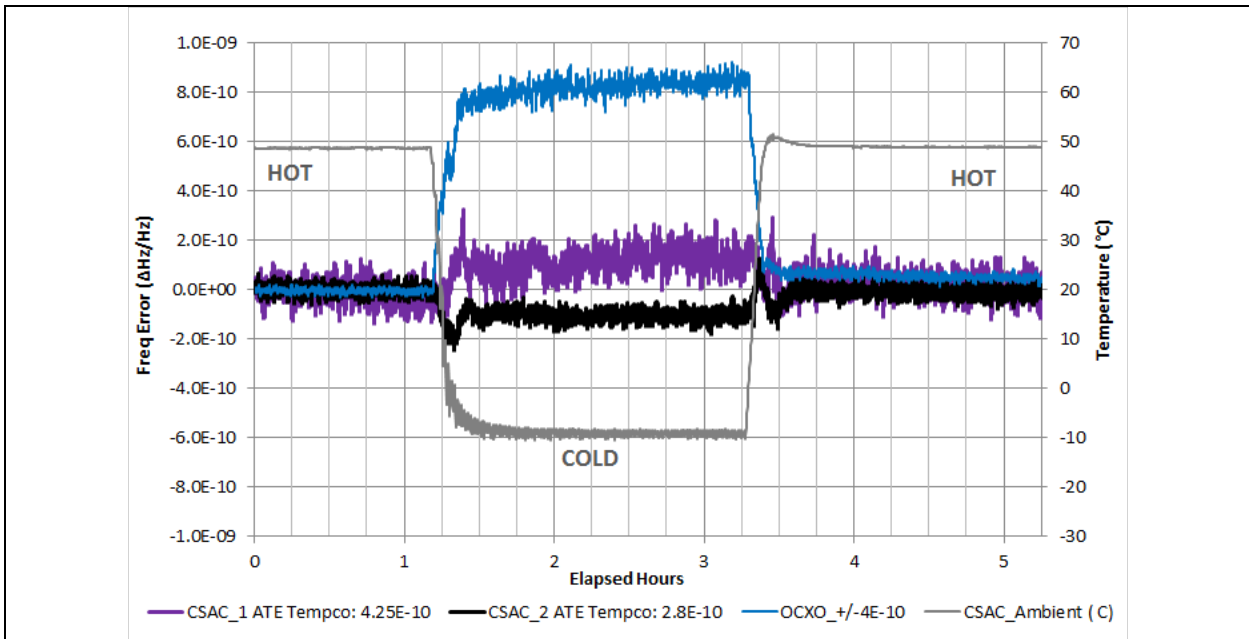


FIGURE 3: Frequency Response when Exposed to -10°C-to-50°C Temperature Profile.

Both CSACs, as shown by the purple and black traces, varied $\leq \pm 3 \times 10^{-10}$ Hz/Hz. For comparison, an OCXO with similar specified temperature coefficient was subjected to the same test. Its frequency response was 3x to 4x worse.

Note: The CSAC temperature coefficient specification is $\pm 5 \times 10^{-10}$ from -10°C to 70°C. OCXO is specified as $\pm 4 \times 10^{-10}$ from 0°C to 70°C. Measured factory temperature coefficient for CSAC_1 and CSAC_2 was 4.25×10^{-10} and 2.8×10^{-10} , respectively.

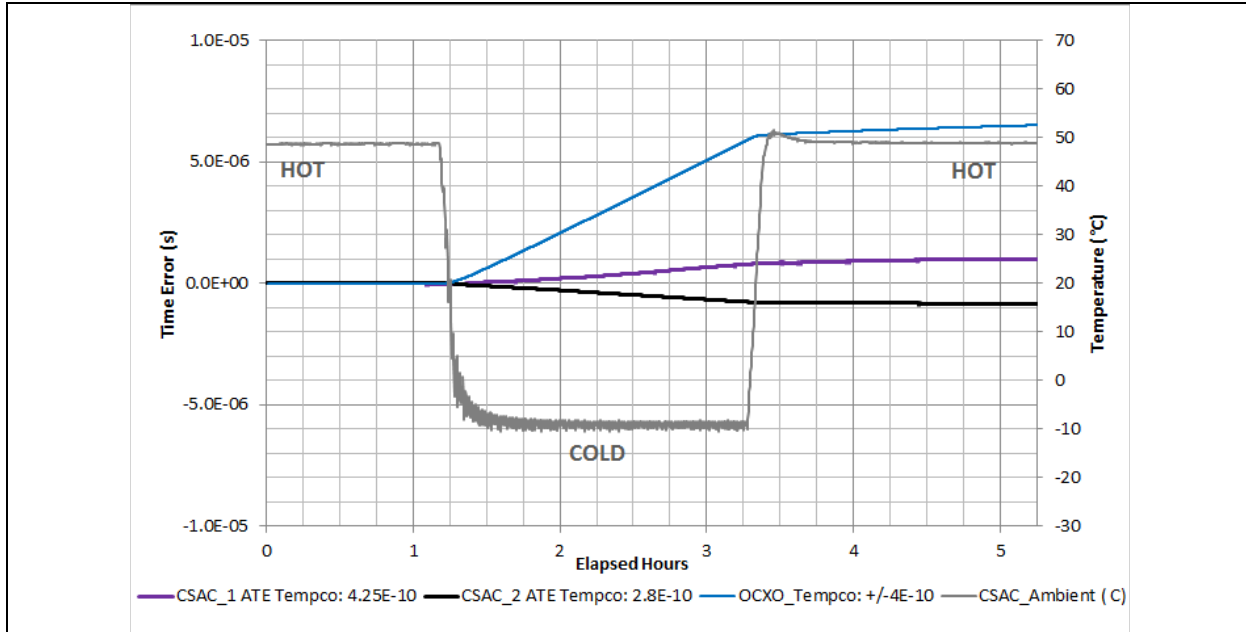


FIGURE 4: Phase Response when Exposed to -10°C -to- 50°C Temperature Profile.

The following table lists the corresponding time error. At $\sim 1 \mu\text{s}$ of time error, the CSACs are clearly superior when compared to a commercial OCXO, which accumulated $6.5 \mu\text{s}$. A CSAC's thermal response approaches the performance of larger, more power-hungry Rubidium-based atomic oscillators.

TABLE 2: OSCILLATOR VS. TIME ERROR

Oscillator	2 Hours	3 Hours	5 Hours
OCXO	$2 \mu\text{s}$	$5 \mu\text{s}$	$6.5 \mu\text{s}$
CSAC 1	$0.1 \mu\text{s}$	$0.7 \mu\text{s}$	$1.1 \mu\text{s}$
CSAC 2	$-0.2 \mu\text{s}$	$-0.8 \mu\text{s}$	$-0.9 \mu\text{s}$

Looking back at equation 1, we have demonstrated performance assuming zero initial phase and frequency offset. This time, however, the environmental effects are non-zero.

EQUATION 3:

$$E(t) = \frac{1}{2}at^2 \int_0^t E_i(t)dt + \varepsilon(t)$$

Effects on Timing Error: Initial Frequency Offset

The temperature response of atomic oscillators is relatively small, so any initial frequency offset could have a comparatively larger impact on holdover timing errors.

From [Equation 1](#), we can see that if a CSAC is not adequately disciplined to a superior reference prior to entering the holdover period, any frequency offset y_0 will be multiplied by the holdover duration t .

EQUATION 4:

$$E(t) = \left(y_0 t + \frac{1}{2}at^2 \right) + \int_0^t E_i(t)dt + \varepsilon(t)$$

[Figure 5](#) shows an example where we have taken the CSAC_1 sample data from the rapid temperature test and inserted various frequency offsets at the beginning of the data set.

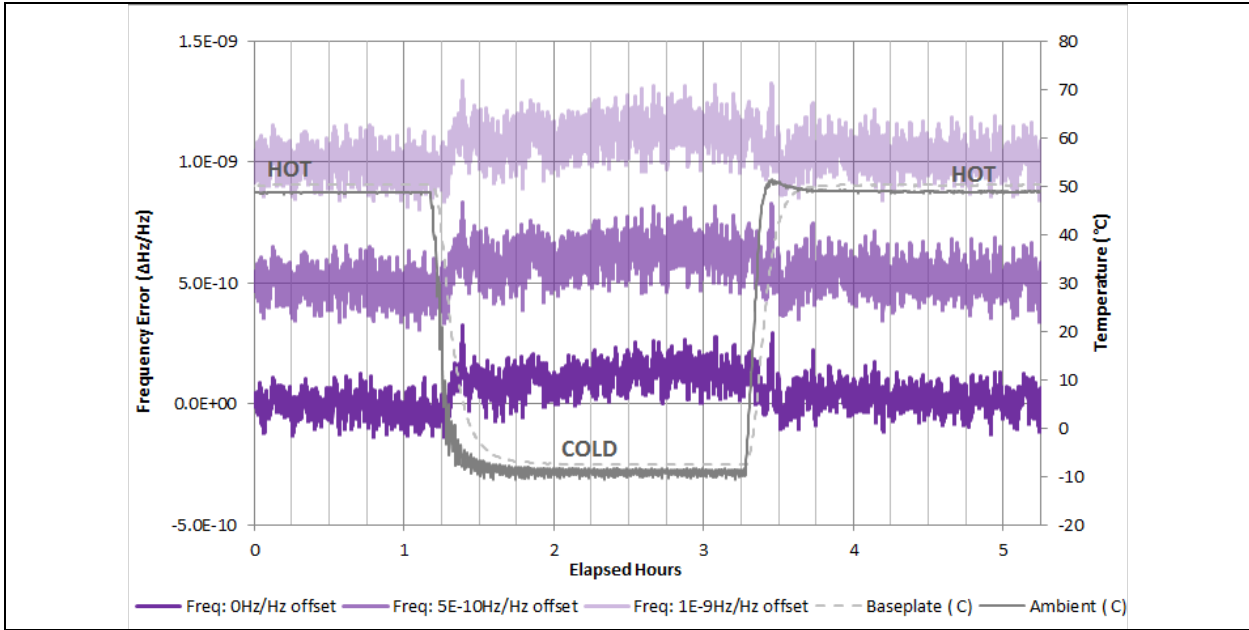


FIGURE 5: Initial Frequency Error of 0, 5E-10, and 1E-9.

The corresponding phase data is shown, as follows. An initial offset of 5×10^{-10} Hz/Hz and 1×10^{-9} Hz/Hz produced 10.5 μ s and 20 μ s of timing error after 5 hours, respectively. This clearly masks the temperature-induced error of 1.1 μ s.

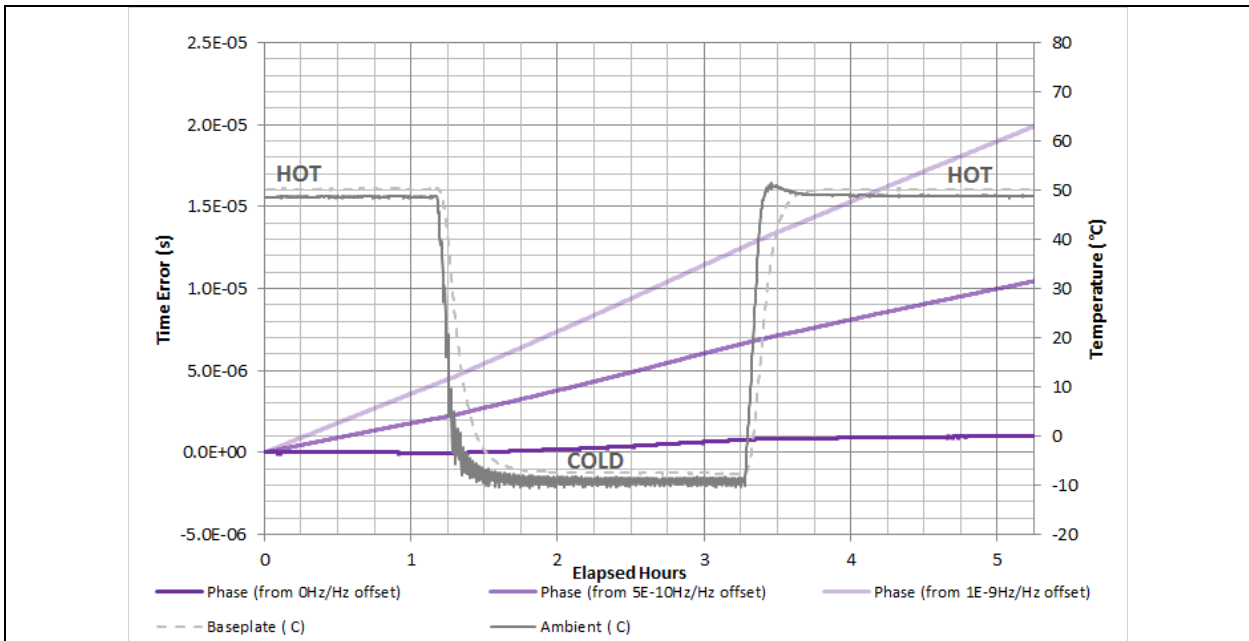


FIGURE 6: Corresponding Phase Error Due to Initial Frequency Error.

TABLE 3: OSCILLATOR VS. TIME ERROR

CSAC 1 Oscillator	2 Hours	3 Hours	5 Hours
Zero Initial Offset	0.1 μ s	0.7 μ s	1.1 μ s
5×10^{-10} Hz/Hz Initial Offset	4 μ s	6 μ s	10.5 μ s
1×10^{-9} Hz/Hz Initial Offset	7.5 μ s	11.5 μ s	20 μ s

Good oscillator disciplining to minimize frequency errors is critical to achieve low holdover timing errors. Disciplining is the process of synchronizing/syntoning an oscillator to a superior reference to remove any frequency or phase offset between the two clocks.

Effects of Timing Error: Atomic Lock Loss

A CSAC operating outside of its data sheet specifications may lose its atomic lock. If atomic lock is lost, then CSAC performance will behave per its internal TCXO. All frequency stability characteristics will be degraded accordingly: absolute frequency accuracy, drift rate, temperature stability, and vibration sensitivity will all be adversely affected. This can occur, for instance, if the vibration or temperature specification is violated. The CSAC will then attempt to re-acquire atomic lock.

The following graph shows a CSAC that is intentionally forced to re-acquire lock (8 times). During the lock re-acquisition, the absolute frequency is offset by several parts per billion. The frequency returns to its prior offset when lock is resumed.

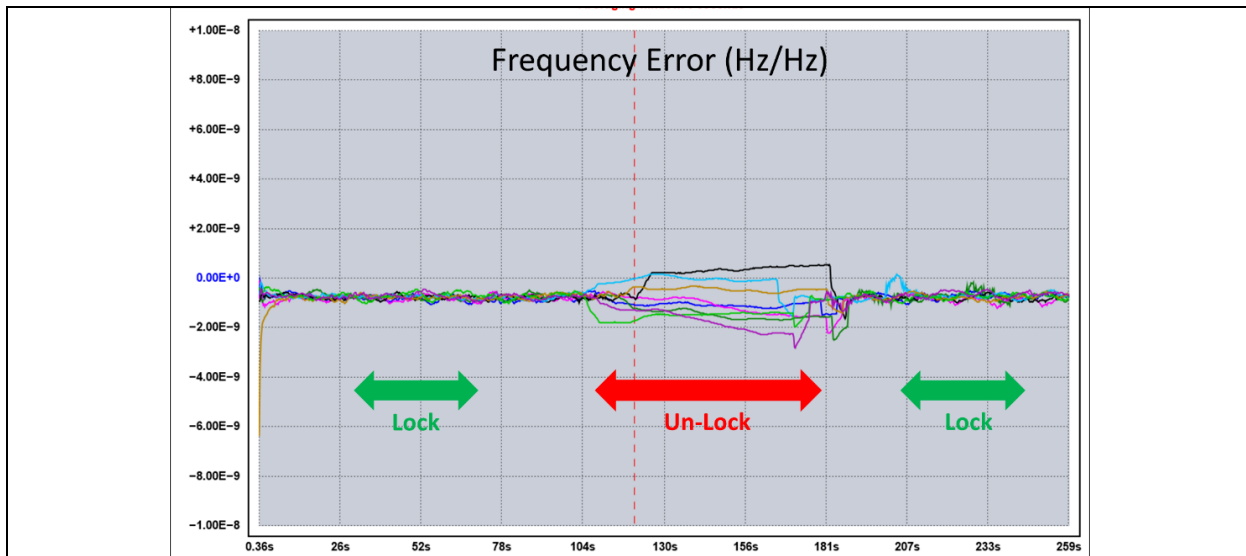


FIGURE 7: Frequency Offset During a Period of Lock Re-Acquisition.

The following graph shows the corresponding phase error. We can see the phase error accumulate during the unlock period before returning to its locked drift rate when lock resumes. It accumulated ~ 60 nanoseconds of error during the ~ 80 second duration of unlock. It should be expected that these errors would be exacerbated if the environmental conditions were perturbed during re-acquisition.

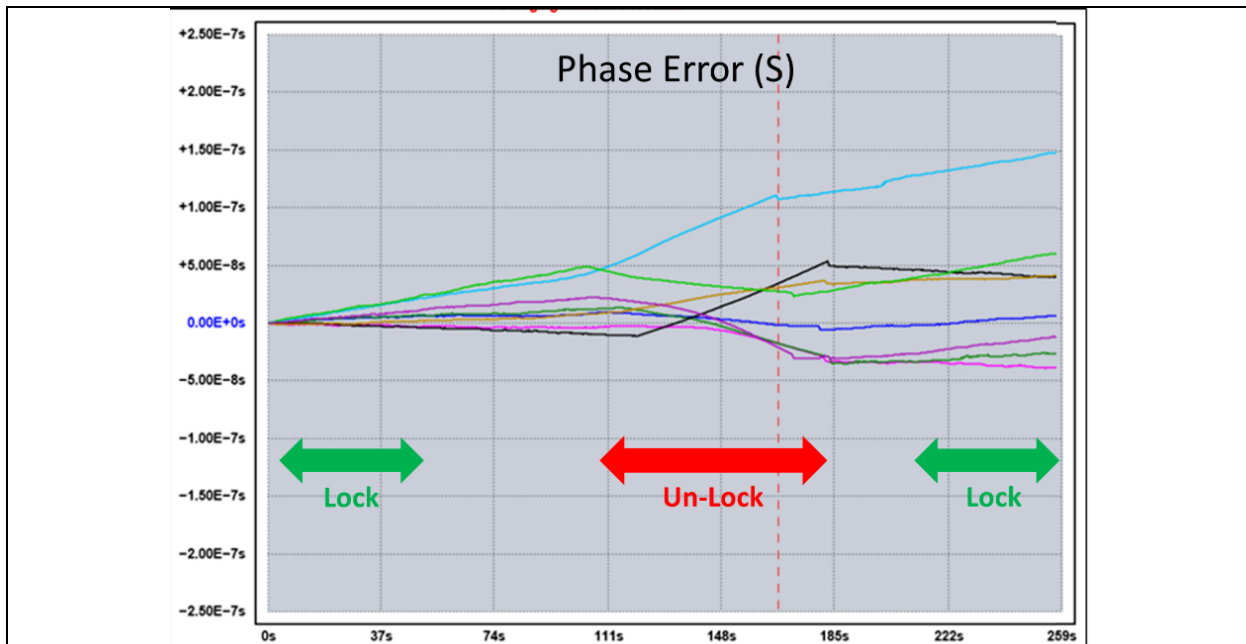


FIGURE 8: Phase Error During a Period of Lock Re-Acquisition.

Conclusion

To provide designers some guidance in typical oscillator behavior, we have demonstrated how temperature, elapsed time, initial frequency errors, and loss of atomic lock all affect the accuracy of the CSAC.

Thanks to the unique design of the CSAC, its performance in a rapidly changing temperature environment is superior to most commercial crystal oscillators and suitable for a variety of mobile applications.

References

1. John R Vig, Quart Crystal Resonators and Oscillators for Frequency Control and Timing Applications, a Tutorial, FCS 1996
2. D.B. Sullivan, Characterisation of Clocks and Oscillators, NIST Technical Note 1337, 1990
3. Chang, Rassoulia, Time Error Accumulation for SA.45s CSAC, Microchip Doc 796-00765-000A, 2012

NOTES:

Note the following details of the code protection feature on Microchip devices:

- Microchip products meet the specifications contained in their particular Microchip Data Sheet.
- Microchip believes that its family of products is secure when used in the intended manner and under normal conditions.
- There are dishonest and possibly illegal methods being used in attempts to breach the code protection features of the Microchip devices. We believe that these methods require using the Microchip products in a manner outside the operating specifications contained in Microchip's Data Sheets. Attempts to breach these code protection features, most likely, cannot be accomplished without violating Microchip's intellectual property rights.
- Microchip is willing to work with any customer who is concerned about the integrity of its code.
- Neither Microchip nor any other semiconductor manufacturer can guarantee the security of its code. Code protection does not mean that we are guaranteeing the product is "unbreakable." Code protection is constantly evolving. We at Microchip are committed to continuously improving the code protection features of our products. Attempts to break Microchip's code protection feature may be a violation of the Digital Millennium Copyright Act. If such acts allow unauthorized access to your software or other copyrighted work, you may have a right to sue for relief under that Act.

Information contained in this publication is provided for the sole purpose of designing with and using Microchip products. Information regarding device applications and the like is provided only for your convenience and may be superseded by updates. It is your responsibility to ensure that your application meets with your specifications.

THIS INFORMATION IS PROVIDED BY MICROCHIP "AS IS". MICROCHIP MAKES NO REPRESENTATIONS OR WARRANTIES OF ANY KIND WHETHER EXPRESS OR IMPLIED, WRITTEN OR ORAL, STATUTORY OR OTHERWISE, RELATED TO THE INFORMATION INCLUDING BUT NOT LIMITED TO ANY IMPLIED WARRANTIES OF NON-INFRINGEMENT, MERCHANTABILITY, AND FITNESS FOR A PARTICULAR PURPOSE OR WARRANTIES RELATED TO ITS CONDITION, QUALITY, OR PERFORMANCE.

IN NO EVENT WILL MICROCHIP BE LIABLE FOR ANY INDIRECT, SPECIAL, PUNITIVE, INCIDENTAL OR CONSEQUENTIAL LOSS, DAMAGE, COST OR EXPENSE OF ANY KIND WHATSOEVER RELATED TO THE INFORMATION OR ITS USE, HOWEVER CAUSED, EVEN IF MICROCHIP HAS BEEN ADVISED OF THE POSSIBILITY OR THE DAMAGES ARE FORESEEABLE. TO THE FULLEST EXTENT ALLOWED BY LAW, MICROCHIP'S TOTAL LIABILITY ON ALL CLAIMS IN ANY WAY RELATED TO THE INFORMATION OR ITS USE WILL NOT EXCEED THE AMOUNT OF FEES, IF ANY, THAT YOU HAVE PAID DIRECTLY TO MICROCHIP FOR THE INFORMATION. Use of Microchip devices in life support and/or safety applications is entirely at the buyer's risk, and the buyer agrees to defend, indemnify and hold harmless Microchip from any and all damages, claims, suits, or expenses resulting from such use. No licenses are conveyed, implicitly or otherwise, under any Microchip intellectual property rights unless otherwise stated.

Trademarks

The Microchip name and logo, the Microchip logo, Adaptec, AnyRate, AVR, AVR logo, AVR Freaks, BesTime, BitCloud, chipKIT, chipKIT logo, CryptoMemory, CryptoRF, dsPIC, FlashFlex, flexPWR, HELDO, IGL00, JukeBlox, KeeLoq, Kleer, LANCheck, LinkMD, maXStylus, maXTouch, MediaLB, megaAVR, Microsemi, Microsemi logo, MOST, MOST logo, MPLAB, OptoLyzer, PackeTime, PIC, picoPower, PICSTART, PIC32 logo, PolarFire, Prochip Designer, QTouch, SAM-BA, SenGenuity, SpyNIC, SST, SST Logo, SuperFlash, Symmetricom, SyncServer, Tachyon, TimeSource, tinyAVR, UNI/O, Vectron, and XMEGA are registered trademarks of Microchip Technology Incorporated in the U.S.A. and other countries.

AgileSwitch, APT, ClockWorks, The Embedded Control Solutions Company, EtherSynch, FlashTec, Hyper Speed Control, HyperLight Load, IntelliMOS, Libero, motorBench, mTouch, Powermite 3, Precision Edge, ProASIC, ProASIC Plus, ProASIC Plus logo, Quiet-Wire, SmartFusion, SyncWorld, Temux, TimeCesium, TimeHub, TimePictra, TimeProvider, WinPath, and ZL are registered trademarks of Microchip Technology Incorporated in the U.S.A.

Adjacent Key Suppression, AKS, Analog-for-the-Digital Age, Any Capacitor, AnyIn, AnyOut, Augmented Switching, BlueSky, BodyCom, CodeGuard, CryptoAuthentication, CryptoAutomotive, CryptoCompanion, CryptoController, dsPICDEM, dsPICDEM.net, Dynamic Average Matching, DAM, ECAN, Espresso T1S, EtherGREEN, IdealBridge, In-Circuit Serial Programming, ICSP, INICnet, Intelligent Paralleling, Inter-Chip Connectivity, JitterBlocker, maxCrypto, maxView, memBrain, Mindi, MiWi, MPASM, MPF, MPLAB Certified logo, MPLIB, MPLINK, MultiTRAK, NetDetach, Omniscient Code Generation, PICDEM, PICDEM.net, PICkit, PICtail, PowerSmart, PureSilicon, QMatrix, REAL ICE, Ripple Blocker, RTAX, RTG4, SAM-ICE, Serial Quad I/O, simpleMAP, SimpliPHY, SmartBuffer, SMART-I.S., storClad, SQI, SuperSwitcher, SuperSwitcher II, Switchtec, SynchroPHY, Total Endurance, TSHARC, USBCheck, VariSense, VectorBlox, VeriPHY, ViewSpan, WiperLock, XpressConnect, and ZENA are trademarks of Microchip Technology Incorporated in the U.S.A. and other countries.

SQTP is a service mark of Microchip Technology Incorporated in the U.S.A.

The Adaptec logo, Frequency on Demand, Silicon Storage Technology, and Symmcom are registered trademarks of Microchip Technology Inc. in other countries.

GestIC is a registered trademark of Microchip Technology Germany II GmbH & Co. KG, a subsidiary of Microchip Technology Inc., in other countries.

All other trademarks mentioned herein are property of their respective companies.

© 2021, Microchip Technology Incorporated, All Rights Reserved.

ISBN: 978-1-5224-8206-2

For information regarding Microchip's Quality Management Systems, please visit www.microchip.com/quality.



MICROCHIP

Worldwide Sales and Service

AMERICAS

Corporate Office
2355 West Chandler Blvd.
Chandler, AZ 85224-6199
Tel: 480-792-7200
Fax: 480-792-7277
Technical Support:
<http://www.microchip.com/support>
Web Address:
www.microchip.com

Atlanta

Duluth, GA
Tel: 678-957-9614
Fax: 678-957-1455

Austin, TX

Tel: 512-257-3370

Boston

Westborough, MA
Tel: 774-760-0087
Fax: 774-760-0088

Chicago

Itasca, IL
Tel: 630-285-0071
Fax: 630-285-0075

Dallas

Addison, TX
Tel: 972-818-7423
Fax: 972-818-2924

Detroit

Novi, MI
Tel: 248-848-4000

Houston, TX

Tel: 281-894-5983

Indianapolis

Noblesville, IN
Tel: 317-773-8323
Fax: 317-773-5453
Tel: 317-536-2380

Los Angeles

Mission Viejo, CA
Tel: 949-462-9523
Fax: 949-462-9608
Tel: 951-273-7800

Raleigh, NC

Tel: 919-844-7510

New York, NY

Tel: 631-435-6000

San Jose, CA

Tel: 408-735-9110
Tel: 408-436-4270

Canada - Toronto

Tel: 905-695-1980
Fax: 905-695-2078

ASIA/PACIFIC

Australia - Sydney
Tel: 61-2-9868-6733

China - Beijing
Tel: 86-10-8569-7000

China - Chengdu
Tel: 86-28-8665-5511

China - Chongqing
Tel: 86-23-8980-9588

China - Dongguan
Tel: 86-769-8702-9880

China - Guangzhou
Tel: 86-20-8755-8029

China - Hangzhou
Tel: 86-571-8792-8115

China - Hong Kong SAR
Tel: 852-2943-5100

China - Nanjing
Tel: 86-25-8473-2460

China - Qingdao
Tel: 86-532-8502-7355

China - Shanghai
Tel: 86-21-3326-8000

China - Shenyang
Tel: 86-24-2334-2829

China - Shenzhen
Tel: 86-755-8864-2200

China - Suzhou
Tel: 86-186-6233-1526

China - Wuhan
Tel: 86-27-5980-5300

China - Xian
Tel: 86-29-8833-7252

China - Xiamen
Tel: 86-592-2388138

China - Zhuhai
Tel: 86-756-3210040

ASIA/PACIFIC

India - Bangalore
Tel: 91-80-3090-4444

India - New Delhi
Tel: 91-11-4160-8631

India - Pune
Tel: 91-20-4121-0141

Japan - Osaka
Tel: 81-6-6152-7160

Japan - Tokyo
Tel: 81-3-6880-3770

Korea - Daegu
Tel: 82-53-744-4301

Korea - Seoul
Tel: 82-2-554-7200

Malaysia - Kuala Lumpur
Tel: 60-3-7651-7906

Malaysia - Penang
Tel: 60-4-227-8870

Philippines - Manila
Tel: 63-2-634-9065

Singapore
Tel: 65-6334-8870

Taiwan - Hsin Chu
Tel: 886-3-577-8366

Taiwan - Kaohsiung
Tel: 886-7-213-7830

Taiwan - Taipei
Tel: 886-2-2508-8600

Thailand - Bangkok
Tel: 66-2-694-1351

Vietnam - Ho Chi Minh
Tel: 84-28-5448-2100

EUROPE

Austria - Wels
Tel: 43-7242-2244-39
Fax: 43-7242-2244-393

Denmark - Copenhagen
Tel: 45-4485-5910
Fax: 45-4485-2829

Finland - Espoo
Tel: 358-9-4520-820

France - Paris
Tel: 33-1-69-53-63-20
Fax: 33-1-69-30-90-79

Germany - Garching
Tel: 49-8931-9700

Germany - Haan
Tel: 49-2129-3766400

Germany - Heilbronn
Tel: 49-7131-72400

Germany - Karlsruhe
Tel: 49-721-625370

Germany - Munich
Tel: 49-89-627-144-0
Fax: 49-89-627-144-44

Germany - Rosenheim
Tel: 49-8031-354-560

Israel - Ra'anana
Tel: 972-9-744-7705

Italy - Milan
Tel: 39-0331-742611
Fax: 39-0331-466781

Italy - Padova
Tel: 39-049-7625286

Netherlands - Drunen
Tel: 31-416-690399
Fax: 31-416-690340

Norway - Trondheim
Tel: 47-7288-4388

Poland - Warsaw
Tel: 48-22-3325737

Romania - Bucharest
Tel: 40-21-407-87-50

Spain - Madrid
Tel: 34-91-708-08-90
Fax: 34-91-708-08-91

Sweden - Gothenberg
Tel: 46-31-704-60-40

Sweden - Stockholm
Tel: 46-8-5090-4654

UK - Wokingham
Tel: 44-118-921-5800
Fax: 44-118-921-5820