

<b>Microchip</b>	<b>Filter specification</b>	<b>TFS 512A</b>	<b>1/5</b>
------------------	-----------------------------	-----------------	------------

**Measurement condition**

Ambient temperature:	23	°C
Input power level:	0	dBm
Terminating impedance:		
Input:	50	Ω
Output:	50	Ω

**Characteristics**

Remark:

The maximum attenuation in the passband is defined as the insertion loss  $a_e$ . The nominal frequency  $f_N$  is fixed at 512 MHz without any tolerance or limit. The values of absolute attenuation  $a_{abs}$  are guaranteed for the whole operating temperature range. The frequency shift of the filter in the operating temperature range is included in the production tolerance scheme.

D a t a	typ. value	tolerance / limit
<b>Insertion loss within PB</b>	$a_e$ 2.7 dB	max. 4.0 dB
<b>Nominal frequency</b>	$f_N$ -	512 MHz
<b>Passband</b>	PB -	$f_N \pm 16.6$ MHz
<b>Passband variation</b>	1.1 dB	max. 2.0 dB
<b>Absolute attenuation</b>	$a_{abs}$	
$f_N \pm 80$ MHz ... $f_N \pm 149$ MHz	49 dB	min. 33.5 dB
$f_N + 149$ MHz ... $f_N + 300$ MHz	50 dB	min. 45 dB
1 MHz ... 30 MHz	49 dB	min. 45 dB
30 MHz ... 200 MHz	54 dB	min. 50 dB
200 MHz ... $f_N - 149$ MHz	59 dB	min. 55 dB
<b>Group delay ripple within PB</b>	p-p 0.02 μs	max. 0.2 μs
<b>IIP3</b>	*	min. 36 dBm
<b>Input power level</b>	-	max. 10 dBm
<b>Operating temperature range</b>	OTR -	23 °C
<b>Storage temperature range</b>	-	- 40 °C ... + 85 °C
<b>Temperature coefficient of frequency</b>	$TC_f$ ** -76 ppm/K	

\*)  $f_{in1} = f_c - 14$  MHz;  $f_{in2} = f_c - 14.4$  MHz;  $P_{in} = 0$  dBm;  $f_{measurement1} = f_c - 13.6$  MHz;  $f_{measurement2} = f_c - 14.8$  MHz. The centre frequency  $f_c$  is the arithmetic mean value of the upper and lower frequencies at the 3 dB filter attenuation level relative to the insertion loss  $a_e$ .

\*\*\*)  $\Delta f(\text{Hz}) = TC_f (\text{ppm/K}) \times (T - T_0) \times f_{r0} (\text{MHz})$

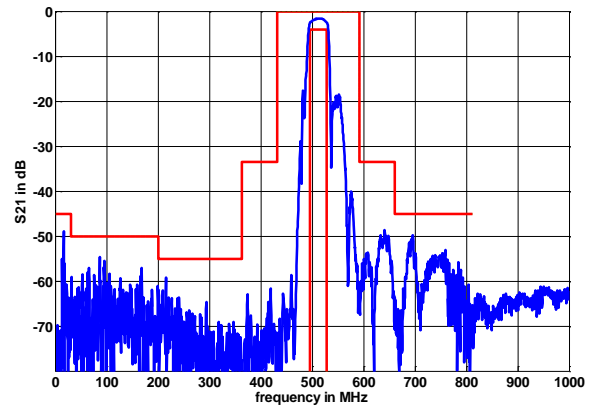
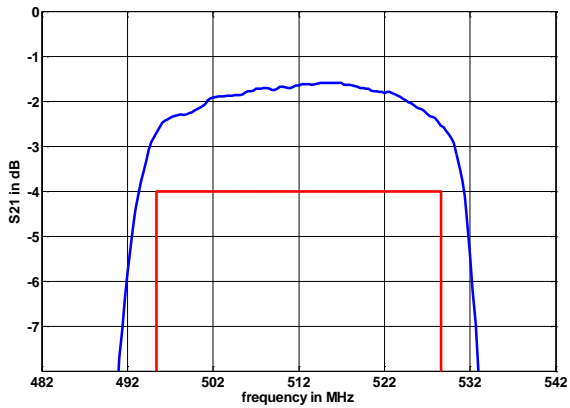
**Generated:** \_\_\_\_\_

**Checked / Approved:** \_\_\_\_\_

**Microchip Frequency Technology GmbH**  
**Potsdamer Straße 18**  
**D 14 513 TELTOW / Germany**  
**Tel: (+49) 3328 4784-0 / Fax: (+49) 3328 4784-30**

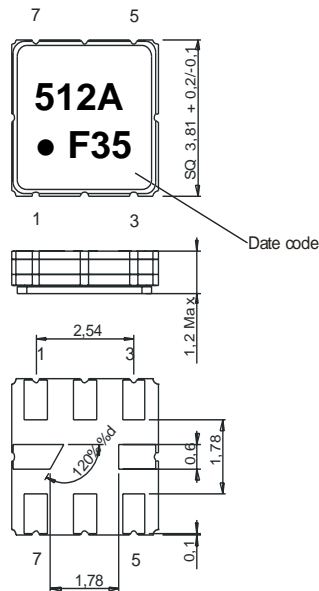
Microchip Frequency Technology GmbH reserves the right to make changes to the product(s) and/or information contained herein without notice. No liability is assumed as a result of their use or application. No rights under any patent accompany the sale of any such product(s) or information.

**Filter characteristic**



**Construction and pin connection**

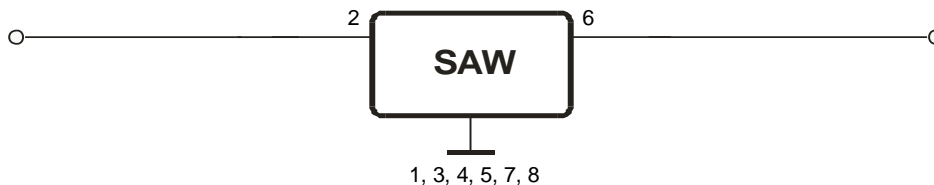
(All dimensions in mm)



- 1 Ground
- 2 Input
- 3 Ground
- 4 Ground
- 5 Ground
- 6 Output
- 7 Ground
- 8 Ground

Date code: Year + week  
 F 2015  
 G 2016  
 H 2017  
 ...

**50 Ω Test circuit**



**Microchip Frequency Technology GmbH**  
 Potsdamer Straße 18  
 D 14 513 TELTOW / Germany  
 Tel: (+49) 3328 4784-0 / Fax: (+49) 3328 4784-30

Microchip Frequency Technology GmbH reserves the right to make changes to the product(s) and/or information contained herein without notice. No liability is assumed as a result of their use or application. No rights under any patent accompany the sale of any such product(s) or information.

**Stability characteristics, reliability**

After the following tests the filter shall meet the whole specification:

1. Shock: 500g, 1 ms, half sine wave, 3 shocks each plane;  
DIN IEC 68 T2 - 27
2. Vibration: 10 Hz to 500 Hz, 0.35 mm or g respectively, 1 octave per min, 10 cycles per plane, 3 planes; DIN IEC 68 T2 - 6
3. Change of temperature: -55 °C to 125°C / 15 min. each / 100 cycles  
DIN IEC 68 part 2 – 14 Test N
4. Resistance to solder heat (reflow): reflow possible: three times max.;  
for temperature conditions, see page 4: "Air reflow temperature conditions"

This filter is RoHS compliant (2011/65/EU)

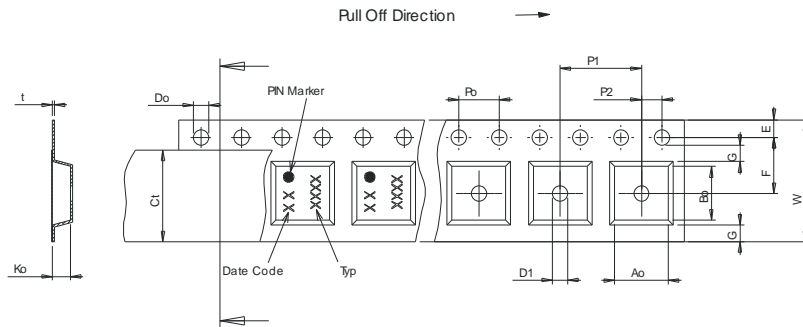
**Packing**

Tape & Reel: IEC 286 – 3, with exception of value for N and minimum bending radius;  
tape type II, embossed carrier tape with top cover tape on the upper side;

max. pieces of filters per reel:	3000
reel of empty components at start:	min. 300 mm
reel of empty components at start including leader:	min. 500 mm
trailer:	min. 300 mm

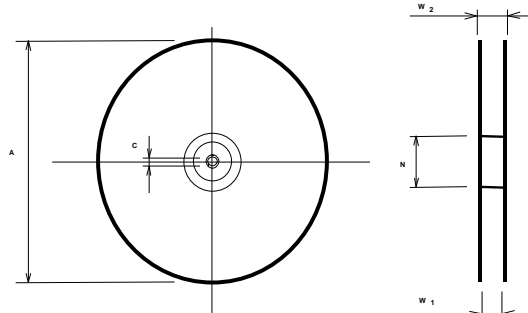
**Tape (all dimensions in mm)**

- W : 12,00 ± 0,3
- Po : 4,00 ± 0,1
- Do : 1,50 +0,1/-0
- E : 1,75 ± 0,1
- F : 5,50 ± 0,05
- G(min) : 0,75
- P2 : 2,00 ± 0,05
- P1 : 8,00 ± 0,1
- D1(min) : 1,50
- Ao : 4,30 ± 0,1
- Bo : 4,30 ± 0,1
- Ct : 9,2 ± 0,1



**Reel (all dimensions in mm)**

- A : 330 or 180
- W1 : 12,4 +2/-0
- W2(max) : 18,4
- N(min) : 50
- C : 13,0 +0,5/-0,2



The minimum bending radius is 45 mm.

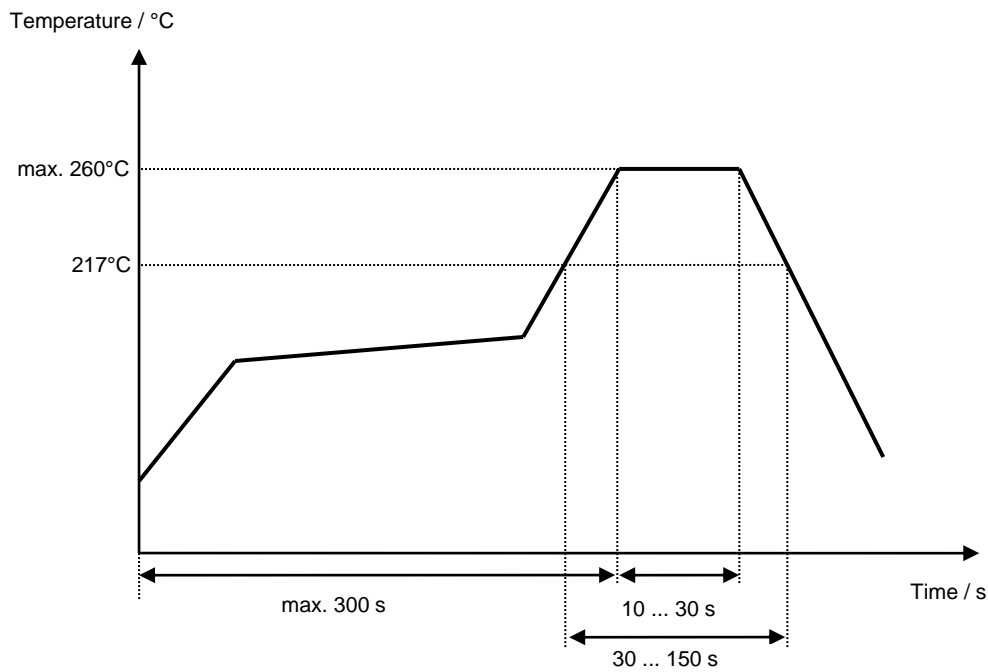
**Air reflow temperature conditions**

**Microchip Frequency Technology GmbH**  
**Potsdamer Straße 18**  
**D 14 513 TELTOW / Germany**  
**Tel: (+49) 3328 4784-0 / Fax: (+49) 3328 4784-30**

Microchip Frequency Technology GmbH reserves the right to make changes to the product(s) and/or information contained herein without notice. No liability is assumed as a result of their use or application. No rights under any patent accompany the sale of any such product(s) or information.

<b>Conditions</b>	<b>Exposure</b>
Average ramp-up rate (30°C to 217°C)	less than 3°C/second
> 100°C	between 300 and 600 seconds
> 150°C	between 240 and 500 seconds
> 217°C	between 30 and 150 seconds
Peak temperature	max. 260°C
Time within 5°C of actual peak temperature	between 10 and 30 seconds
Cool-down rate (Peak to 50°C)	less than 6°C/second
Time from 30°C to Peak temperature	no greater than 300 seconds

**Chip-mount air reflow profile**



**Microchip Frequency Technology GmbH**  
**Potsdamer Straße 18**  
**D 14 513 TELTOW / Germany**  
**Tel: (+49) 3328 4784-0 / Fax: (+49) 3328 4784-30**

Microchip Frequency Technology GmbH reserves the right to make changes to the product(s) and/or information contained herein without notice. No liability is assumed as a result of their use or application. No rights under any patent accompany the sale of any such product(s) or information.

---

**Microchip****Filter specification****TFS 512A****5/5**

---

**History**

<b>Version</b>	<b>Reason of Changes</b>	<b>Name</b>	<b>Date</b>
1.0	- Generation of development specification	Molke	06.05.2014
2.0	- Absolute attenuation relaxed (1 ... 30 MHz)	Molke	22.08.2014
2.1	- Change from development spec to filter spec - Typical values added - Filter characteristic added	Molke	25.08.2015

---

**Microchip Frequency Technology GmbH**  
**Potsdamer Straße 18**  
**D 14 513 TELTOW / Germany**  
**Tel: (+49) 3328 4784-0 / Fax: (+49) 3328 4784-30**

---

Microchip Frequency Technology GmbH reserves the right to make changes to the product(s) and/or information contained herein without notice. No liability is assumed as a result of their use or application. No rights under any patent accompany the sale of any such product(s) or information.