

Microchip

Filter specification

TFS 434H

1/5

Measurement condition

Ambient temperature: 25 °C
 Input power level: 0 dBm
 Terminating impedance: *
 Input: 218 Ω || -2,6 pF
 Output: 218 Ω || -2,6 pF

Characteristics

Remark:

The reference level for the relative attenuation a_{rel} of the TFS 434H is the minimum of the pass band attenuation. This value is defined as the insertion loss a_e . The nominal frequency f_N is fixed at 434,46 MHz without any tolerance.

D a t a		typ. value		tolerance / limit
Insertion loss (reference level)	a_e	1,9	dB	max. 4,0 dB
Nominal frequency	f_N	-		434,46 MHz
Passband	PB1			$f_N \pm 0,22$ MHz
Pass band ripple	p-p	0,2	dB	max. 3,0 dB
Passband 2	PB2			$f_N \pm 0,28$ MHz
Pass band ripple 2	p-p	1	dB	max. 6,0 dB
Relative attenuation	a_{rel}			
$f_N - 424,46$ MHz ... $f_N - 19,96$ MHz		44	dB	min. 39,0 dB
$f_N - 19,96$ MHz ... $f_N - 5,96$ MHz		43	dB	min. 35,0 dB
$f_N - 5,96$ MHz ... $f_N - 1,34$ MHz		17	dB	min. 15,0 dB
$f_N + 0,96$ MHz ... $f_N + 8,04$ MHz		26	dB	min. 10,0 dB
$f_N + 8,04$ MHz ... $f_N + 115,54$ MHz		39	dB	min. 35,0 dB
$f_N + 115,54$ MHz ... $f_N + 565,54$ MHz		46	dB	min. 40,0 dB
Input power level				max. 8** dBm
Permissible DC voltage				max. 0 V
Operable temperature range		-		- 45 °C ... + 90 °C
Operating temperature range	OTR	-		+ 25 °C
Storage temperature range		-		- 45 °C ... + 90 °C
Frequency inversion temperature		25	°C	
Temperature coefficient of frequency	TC_f ***	-0,03	ppm/K ²	

*) The terminating impedances depend on parasitics and q-values of matching elements and the board used, and are to be understood as reference values only. Should there be additional questions do not hesitate to ask for an application note or contact our design team.

***) 10dBm at cycle time 1/8.

****) $\Delta f(\text{Hz}) = TC_f(\text{ppm/K}^2) \times (T-T_0)^2 \times f_{cat}(\text{MHz})$.

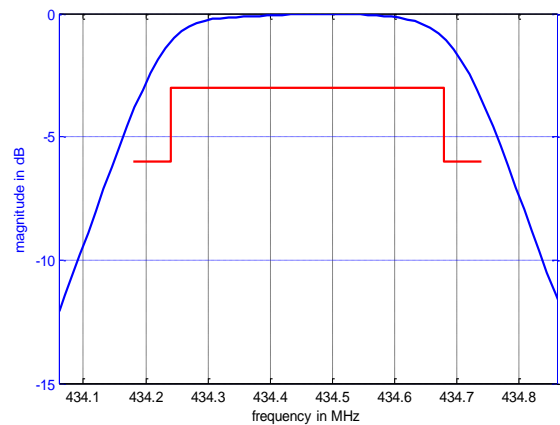
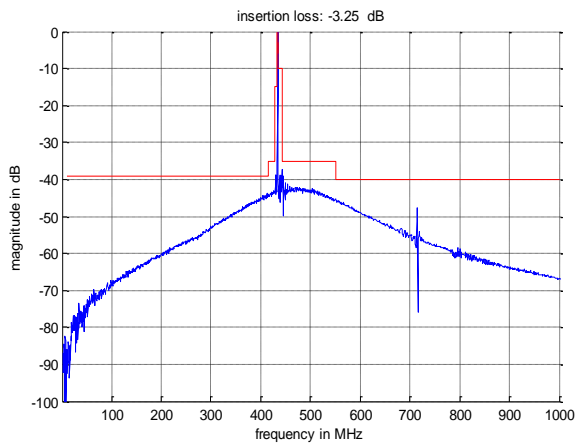
Generated:

Checked / Approved:

Microchip Frequency Technology GmbH
Potsdamer Straße 18
D 14 513 TELTOW / Germany
Tel: (+49) 3328 4784-0 / Fax: (+49) 3328 4784-30

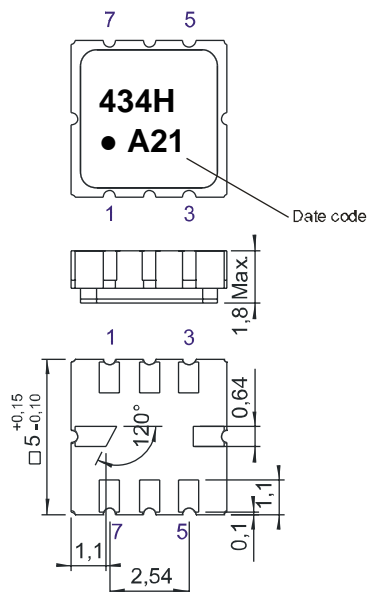
Microchip Frequency Technology GmbH reserves the right to make changes to the product(s) and/or information contained herein without notice. No liability is assumed as a result of their use or application. No rights under any patent accompany the sale of any such product(s) or information.

Filter characteristic



Construction and pin connection

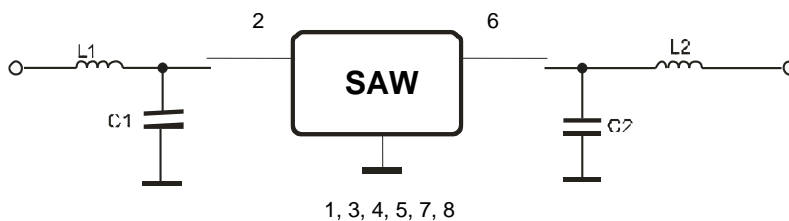
(All dimensions in mm)



1	Ground
2	Input
3	Ground
4	Ground
5	Ground
6	Output
7	Ground
8	Ground

Date code: Year + week
 A 2010
 B 2011
 C 2012
 ...

50 Ω Test circuit



Microchip Frequency Technology GmbH
 Potsdamer Straße 18
 D 14 513 TELTOW / Germany
 Tel: (+49) 3328 4784-0 / Fax: (+49) 3328 4784-30

Microchip Frequency Technology GmbH reserves the right to make changes to the product(s) and/or information contained herein without notice. No liability is assumed as a result of their use or application. No rights under any patent accompany the sale of any such product(s) or information.

Stability characteristics, reliability

After the following tests the filter shall meet the whole specification:

1. Shock: 500g, 1 ms, half sine wave, 3 shocks each plane;
DIN IEC 68 T2 - 27
2. Vibration: 10 Hz to 500 Hz, 0,35 mm or 5 g respectively, 1 octave per min, 10 cycles per plan, 3 plans;
DIN IEC 68 T2 - 6
3. Change of temperature: -55 °C to 125°C / 30 min. each / 10 cycles
DIN IEC 68 part 2 – 14 Test N
4. Resistance to solder heat (reflow): reflow possible: three times max.;
for temperature conditions refer to the attached "Air reflow temperature conditions" on page 4;
5. ESD MIL-STD-883E using coupling network of ISO 10605 and EN 6100-4-2
HBM:250V; CDM:V;

This filter is RoHS compliant (2002/95/EG, 2005/618/EG)

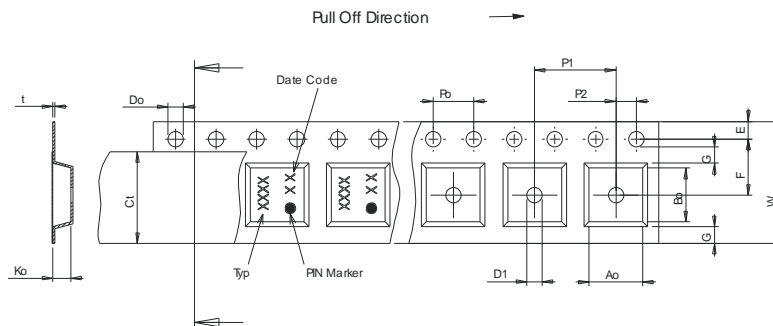
Packing

Tape & Reel: IEC 286 – 3, with exception of value for N and minimum bending radius;
tape type II, embossed carrier tape with top cover tape on the upper side;

max. pieces of filters per reel:	3000
reel of empty components at start:	min. 300 mm
reel of empty components at start including leader:	min. 500 mm
trailer:	min. 300 mm

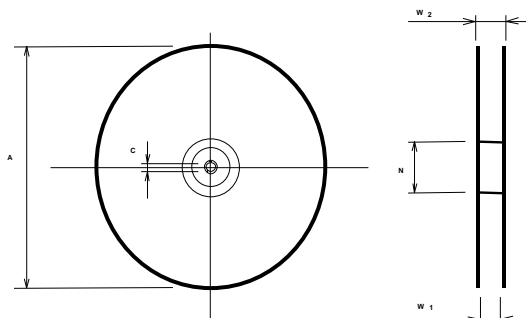
Tape (all dimensions in mm)

- W : 12,00
- Po : 4,00
- Do : 1,50
- E : 1,75
- F : 5,50
- G(min) : 0,75
- P2 : 2,00
- P1 : 8,00
- D1(min) : 1,50
- Ao : 5,30
- Bo : 5,30
- Ct : 9,5



Reel (all dimensions in mm)

- A : 330
- W1 : 12,4
- W2(max) : 18,4
- N(min) : 50
- C : 13,0



The minimum bending radius is 45 mm.

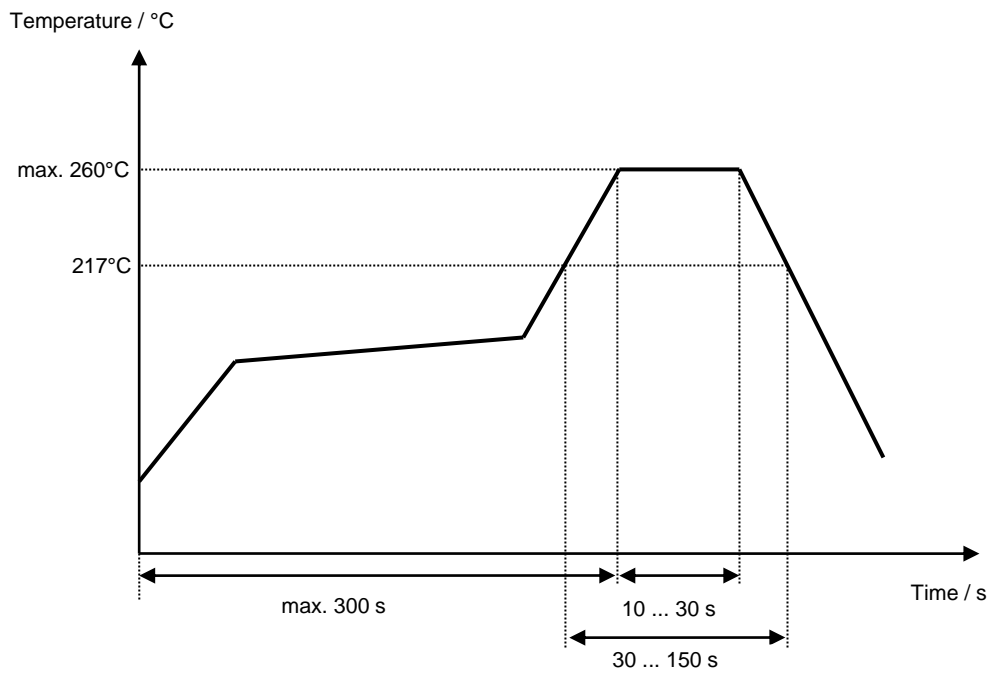
Microchip Frequency Technology GmbH
Potsdamer Straße 18
D 14 513 TELTOW / Germany
Tel: (+49) 3328 4784-0 / Fax: (+49) 3328 4784-30

Microchip Frequency Technology GmbH reserves the right to make changes to the product(s) and/or information contained herein without notice. No liability is assumed as a result of their use or application. No rights under any patent accompany the sale of any such product(s) or information.

Air reflow temperature conditions

Conditions	Exposure
Average ramp-up rate (30°C to 217°C)	less than 3°C/second
> 100°C	between 300 and 600 seconds
> 150°C	between 240 and 500 seconds
> 217°C	between 30 and 150 seconds
Peak temperature	max. 260°C
Time within 5°C of actual peak temperature	between 10 and 30 seconds
Cool-down rate (Peak to 50°C)	less than 6°C/second
Time from 30°C to Peak temperature	no greater than 300 seconds

Chip-mount air reflow profile



Microchip Frequency Technology GmbH
Potsdamer Straße 18
D 14 513 TELTOW / Germany
Tel: (+49) 3328 4784-0 / Fax: (+49) 3328 4784-30

Microchip Frequency Technology GmbH reserves the right to make changes to the product(s) and/or information contained herein without notice. No liability is assumed as a result of their use or application. No rights under any patent accompany the sale of any such product(s) or information.

Microchip**Filter specification****TFS 434H****5/5**

History

Version	Reason of Changes	Name	Date
1.0	- Generation of filter specification	S. Channaa	10.06.2009
1.1	- Change Input power level	S. Channaa	26.05.2010

Microchip Frequency Technology GmbH
Potsdamer Straße 18
D 14 513 TELTOW / Germany
Tel: (+49) 3328 4784-0 / Fax: (+49) 3328 4784-30

Microchip Frequency Technology GmbH reserves the right to make changes to the product(s) and/or information contained herein without notice. No liability is assumed as a result of their use or application. No rights under any patent accompany the sale of any such product(s) or information.