




HIGH-DENSITY OPEN-PIN-FIELD ARRAYS

(1.27 mm) .050" PITCH



FEATURES & BENEFITS

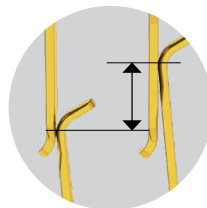
- Maximum grounding & routing flexibility
- Up to 560 Edge Rate® contacts optimized for signal integrity performance.
- 7 mm to 40 mm stack heights
- Variety of designs and options: Right-Angle, Guide Posts, 85 Ω Elevated Risers, 85 Ω Tuned, Press-Fit and Press-Fit Right-Angle, Guide Post Field Termination Kits
- Cable mates (SEAC Series) and Jack Screw Standoffs (JSO Series) also available
- Standards: VITA™ 47, VITA™ 57.1 FMC™, VITA™ 57.4 FMC™+, VITA™ 74 VNX™, PISMO™ 2
- Supports high-speed protocols such as Ethernet, PCI Express®, Fibre Channel & InfiniBand™
- Severe Environment Testing qualified (SEAM/SEAF); aligns with MIL-DTL-55302. Visit samtec.com/set

VITA/VNX/VNX+/FMC/FMC+/XMC/XMC+ are all respective trademarks of VITA PCI-SIG®.

The PCI Express® design marks are registered trademarks and/or service marks of PCI-SIG.

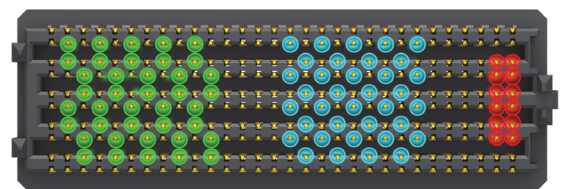


Solder Charges



(1.12 mm) .044" Nominal Wipe

MAXIMUM GROUNDING & ROUTING FLEXIBILITY



Differential Pair

Single-Ended

Power

SERIES	INSULATOR MATERIAL	CONTACT MATERIAL	PLATING	OPERATING TEMP RANGE	CURRENT RATING	VOLTAGE RATING	LEAD-FREE SOLDERABLE
SEAM/SEAF	Black LCP	Copper Alloy	Au or Sn over 50 μ" (1.27 μm) Ni	-55 °C to +125 °C	2.7 A (10 pins powered)	240 VAC/339 VDC	Yes
SEAM-RA/SEAF-RA	Black LCP	Copper Alloy	Au or Sn over 50 μ" (1.27 μm) Ni	-55 °C to +125 °C	1.9 A (10 pins powered)	240 VAC/339 VDC	Yes
SEAM-GP	Black LCP	Copper Alloy	Au or Sn over 50 μ" (1.27 μm) Ni	-55 °C to +125 °C	2.7 A (10 pins powered)	240 VAC/339 VDC	Yes
SEAMP/SEAFP	Natural High Temp Nylon	Copper Alloy (SEAMP) BeCu Alloy (SEAFP)	Au or Sn over 50 μ" (1.27 μm) Ni	-55 °C to +125 °C	1.9 A (6 pins powered)	255 VAC/361 VDC	Not Available
SEAR	Black LCP	Hard Gold Plated	Au over 50 μ" (1.27 μm) Ni	-55 °C to +125 °C	1.4 A (20 pins powered)	240 VAC/339 VDC	Not Available
SEAMI	Black LCP	Copper Alloy	Au or Sn over 50 μ" (1.27 μm) Ni	-55 °C to +125 °C	Not Available	Not Available	Yes


Note: Some lengths, styles and options are non-standard, non-returnable

(1.27 mm) .050" PITCH • SEAM/SEAF SERIES

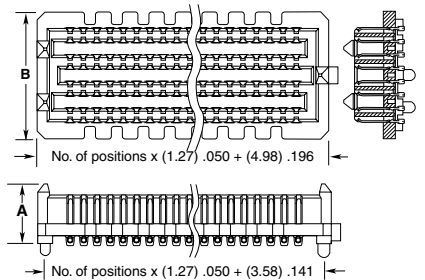
SERIES	POSITIONS PER ROW	LEAD STYLE	PLATING OPTION	NO. OF ROWS	SOLDER TYPE	A	K	"X" R	
SEAM Terminal	-10, -15, -20, -30, -40, -50	Specify LEAD STYLE from chart	-L = 10 μ" (0.25 μm) Gold on contact area, Matte Tin on solder tail	-04	-1 = Tin/ Lead Alloy Solder Charge			-A = Alignment Pin	
SEAF Socket	SEAM & SEAF: -10 only available in -04 Row SEAM: -15 only available in -04 Row with -02.0 Lead Style, and -10 Row with any Lead Style SEAF: -15 only available in -04 or -10 Row with -5.0 Lead Style		-S = 30 μ" (0.76 μm) Gold on contact area, Matte Tin on solder tail	-05					
			-STL = 30 μ" (0.76 μm) Gold on contact area, Tin/Lead on solder tail	-06	-2 = Lead-Free Solder Charge			-K Polyimide Film Pick & Place Pad	
			-P = SureCoat™ 3 μ" (0.07 μm) Gold Flash and 30 μ" (0.76 μm) Palladium Nickel on contact area, Matte Tin on solder tail (-02.0 and -05.0 Lead Styles only)	-08					
				-10					(SEAM -05 Rows not available with -06.5 Lead Style)

NO. OF ROWS	B
-04	(7.06) .278
-05, -06	(9.60) .378
-08	(12.14) .478
-10	(14.68) .578

SEAM
Board Mates:
SEAF, SEAFP
Standoffs:
JSO



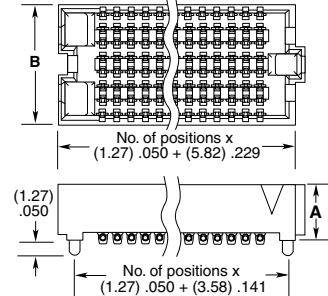

LEAD STYLE	A
-02.0	(5.61) .221
-03.0	(6.60) .260
-03.5	(7.11) .280
-06.5	(10.16) .400
-07.0	(10.59) .417
-09.0	(12.60) .496
-11.0	(14.61) .575



ALSO AVAILABLE
See website for 14 row option.

View complete specifications at: samtec.com?SEAM

SEAF
Board Mates:
SEAM, SEAMP,
SEAR, SEAMI
Standoffs:
JSO



LEAD STYLE	A	NO. OF ROWS	B
-05.0	(5.05) .199	-04	(5.66) .223
-06.0	(6.05) .238	-05, -06	(8.20) .323
-06.5	(6.55) .258	-08	(10.74) .423
-07.5	(7.54) .297	-10	(13.28) .523

View complete specifications at: samtec.com?SEAF

STANDARDS

- VITA 47
- VITA 57.1 FMC
- VITA 57.4 FMC+
- VITA 74 VNX
- PISMO™ 2

Visit www.samtec.com/standards for more information.

Notes:
IPC-A-610F and IPC J-STD-001F Class 3 solder joint.
Severe Environment Testing qualified; aligns with MIL-DTL-55302. Visit samtec.com/set

MATED HEIGHTS				
SEAM LEAD STYLE	SEAF LEAD STYLE			
	-05.0	-06.0	-06.5	-07.5
-02.0	7 mm	8 mm	8.5 mm	9.5 mm
-03.0	8 mm	9 mm	9.5 mm	10.5 mm
-03.5	8.5 mm	9.5 mm	10 mm	11 mm
-06.5	11.5 mm	12.5 mm	13 mm	14 mm
-07.0	12 mm	13 mm	13.5 mm	14.5 mm
-09.0	14 mm	15 mm	15.5 mm	16.5 mm
-11.0	16 mm	17 mm	17.5 mm	18.5 mm

Mouser Electronics

Authorized Distributor

Click to View Pricing, Inventory, Delivery & Lifecycle Information:

[Samtec:](#)

[SEAF-30-06.0-S-06-2-A-K-TR](#) [SEAF-50-05.0-S-08-2-A-K-TR](#) [SEAF-40-06.0-S-08-2-A-K-TR](#) [SEAF-50-05.0-L-10-2-A-K-TR](#) [SEAF-30-05.0-L-06-2-A-K-TR](#) [SEAF-40-05.0-S-08-2-A-K-TR](#) [SEAF-20-05.0-S-08-2-A-K-TR](#) [SEAF-10-06.0-L-04-2-A-K-TR](#) [SEAF-50-05.0-S-10-2-A-K-TR](#) [SEAF-20-05.0-S-10-1-A-K-TR](#) [SEAF-30-06.0-S-04-2-A-K-TR](#) [SEAF-20-05.0-S-06-1-A-K-TR](#) [SEAF-30-06.5-S-10-2-A-K-TR](#) [SEAF-40-05.0-L-10-1-A-K-TR](#) [SEAF-20-06.5-S-10-2-A-K-TR](#) [SEAF-20-05.0-L-10-2-A-K-TR](#) [SEAF-30-06.5-S-06-2-A-K-TR](#) [SEAF-50-06.0-S-10-2-A-K-TR](#) [SEAF-20-06.0-S-08-2-A-K-TR](#) [SEAF-30-06.5-L-10-1-A-K-TR](#) [SEAF-10-06.5-S-04-2-A-K-TR](#) [SEAF-50-05.0-S-04-2-A-K-TR](#) [SEAF-50-05.0-L-06-2-A-K-TR](#) [SEAF-40-06.0-S-06-2-A-K-TR](#) [SEAF-15-05.0-S-10-2-A-K-TR](#) [SEAF-40-06.5-L-10-1-A-K-TR](#) [SEAF-40-06.0-L-08-2-A-K-TR](#) [SEAF-30-05.0-S-08-2-A-K-TR](#) [SEAF-40-06.0-S-04-2-A-K-TR](#) [SEAF-20-06.0-L-06-2-A-K-TR](#) [SEAF-50-06.0-L-04-2-A-K-TR](#) [SEAF-10-05.0-S-04-2-A-K-TR](#) [SEAF-40-05.0-L-04-1-A-K-TR](#) [SEAF-40-06.0-S-10-2-A-K-TR](#) [SEAF-40-06.5-L-06-2-A-K-TR](#) [SEAF-40-05.0-S-08-1-A-K-TR](#) [SEAF-30-05.0-S-10-2-A-K-TR](#) [SEAF-40-05.0-L-06-2-A-K-TR](#) [SEAF-50-05.0-S-06-2-A-K-TR](#) [SEAF-20-06.5-L-10-2-A-K-TR](#) [SEAF-30-06.5-L-10-2-A-K-TR](#) [SEAF-20-06.0-S-06-2-A-K-TR](#) [SEAF-50-06.0-S-06-2-A-K-TR](#) [SEAF-20-06.5-S-05-2-A-K-TR](#) [SEAF-20-06.5-S-08-2-A-K-TR](#) [SEAF-40-06.0-L-10-2-A-K-TR](#) [SEAF-50-05.0-L-04-2-A-K-TR](#) [SEAF-20-05.0-S-04-2-A-K-TR](#) [SEAF-20-06.5-S-06-2-A-K-TR](#) [SEAF-30-05.0-L-08-2-A-K-TR](#) [SEAF-40-05.0-L-10-2-A-K-TR](#) [SEAF-10-05.0-L-04-2-A-K-TR](#) [SEAF-50-05.0-L-08-2-A-K-TR](#) [SEAF-50-06.0-S-08-2-A-K-TR](#) [SEAF-40-05.0-S-04-2-A-K-TR](#) [SEAF-50-06.0-L-06-2-A-K-TR](#) [SEAF-30-05.0-L-04-2-A-K-TR](#) [SEAF-40-05.0-S-06-2-A-K-TR](#) [SEAF-40-05.0-S-10-1-A-K-TR](#) [SEAF-30-05.0-S-04-2-A-K-TR](#) [SEAF-30-06.5-L-08-2-A-K-TR](#) [SEAF-40-06.5-S-04-2-A-K-TR](#) [SEAF-20-06.0-L-04-2-A-K-TR](#) [SEAF-30-05.0-L-06-2-A-LP-K-TR](#) [SEAF-20-05.0-L-08-2-A-K-TR](#) [SEAF-40-05.0-S-10-2-A-K-TR](#) [SEAF-50-06.5-S-08-2-A-K-TR](#) [SEAF-20-05.0-L-08-1-A-K-TR](#) [SEAF-50-06.5-L-10-2-A-K-TR](#) [SEAF-40-05.0-L-04-2-A-K-TR](#) [SEAF-30-06.5-S-04-2-A-K-TR](#) [SEAF-30-06.5-S-08-2-A-K-TR](#) [SEAF-40-05.0-S-06-1-A-K-TR](#) [SEAF-30-06.5-L-06-2-A-K-TR](#) [SEAF-30-05.0-L-04-2-A-LP-K-TR](#) [SEAF-50-06.5-S-10-2-A-K-TR](#) [SEAF-30-06.0-L-06-2-A-K-TR](#) [SEAF-10-06.5-L-04-2-A-K-TR](#) [SEAF-20-05.0-S-06-2-A-K-TR](#) [SEAF-20-06.5-S-04-2-A-K-TR](#) [SEAF-50-05.0-S-06-1-A-K-TR](#) [SEAF-20-05.0-S-05-2-A-K-TR](#) [SEAF-30-05.0-S-06-2-A-K-TR](#) [SEAF-10-05.0-L-04-1-A-K-TR](#) [SEAF-30-06.0-S-08-2-A-K-TR](#) [SEAF-20-05.0-S-10-2-A-K-TR](#) [SEAF-30-06.0-L-04-2-A-K-TR](#) [SEAF-20-05.0-L-04-2-A-K-TR](#) [SEAF-20-05.0-S-08-1-A-K-TR](#) [SEAF-20-06.5-L-08-2-A-K-TR](#) [SEAF-40-05.0-L-08-2-A-K-TR](#) [SEAF-20-05.0-L-06-2-A-K-TR](#) [SEAF-20-05.0-S-04-1-A-K-TR](#) [SEAF-40-06.5-S-08-2-A-K-TR](#) [SEAF-50-06.0-L-10-2-A-K-TR](#) [SEAF-30-05.0-S-08-1-A-K-TR](#) [SEAF-30-05.0-L-10-2-A-K-TR](#) [SEAF-20-06.5-L-04-2-A-K-TR](#) [SEAF-20-06.0-S-](#)

04-2-A-K-TR SEAF-30-05.0-S-04-1-A-K-TR