

Xtra Long Life SPDT Switch

MSP2T-18XL+

50Ω DC to 18 GHz, 24 Volt, Reflective

The Big Deal

- Extra long life - 10 million cycles
- Low insertion loss, 0.25 dB
- High isolation, 85 dB
- Reflective
- Reliable sleep mode switching



Generic photo used for illustration purposes only

Model No.	Connectors	Bracket Option	Case Style
MSP2T-18XL+	SMA	—	FK811
MSP2T-18-PM*	SMA	Panel Mount	FK811-PM
MSP2T-18-BM*	SMA	Base Mount	FK811-BM

*Non-Catalog Models, Contact Sales Dept.

Product Overview

Mini-Circuits' MSP2T-18 Series are ultra-reliable, rugged-duty reflective fail-safe SP2T switches designed in break-before-make configuration offering an Ultra long switching life. Powered by +24VDC, the device has a typical switching speed of 20 milliseconds, insertion loss of 0.25 dB and high isolation of 85 dB. The MSP2T-18 Series are suitable for use across a wide range of applications, including switching for automated test equipment and redundancy switching.

Key Features

Feature	Advantages
Extra long service life	Exceptionally long service life improves system reliability and reduces the need to replace switches often, making it ideal for automatic test systems.
High isolation, 85 dB typ.	Prevents interference from unwanted signals, ensuring signal integrity and accuracy of testing.
Reliable sleep-mode switching	Offers dependable performance even after being set at a fixed position for prolonged periods. Highly-reliable sleep mode switching averts failures due to "wake up," making it suitable for automatic testing as well as redundancy switching applications.
High repeatability between switching cycles	High repeatability of insertion loss between switching cycles ensures reliable performance critical for automated testing and other measurement applications.

Xtra Long Life SPDT Switch

50Ω DC to 18 GHz, 24 Volt, Reflective

MSP2T-18XL+



Generic photo used for illustration purposes only

Features

- low insertion loss, 0.25 dB typ.
- high isolation, 85 dB typ.
- high power handling, 20W
- ultra reliable
- break-before-make configuration
- reflective failsafe switch
- protected by US Patents 5,272,458; 6,414,577; 6,650,210; 7,633,361; 7,843,289

Applications

- (ATE) automatic test equipment
- redundancy switching for microwave radio

Model No.	Connectors	Bracket Option	Case Style
MSP2T-18XL+	SMA	—	FK811
MSP2T-18-PM+ *	SMA	Panel Mount	FK811-PM
MSP2T-18-BM+ *	SMA	Base Mount	FK811-BM

*Non-Catalog Models, Contact Sales Dept.

+RoHS Compliant

The +Suffix identifies RoHS Compliance. See our web site for RoHS Compliance methodologies and qualifications

Electrical Specifications

Parameter	Condition	Min.	Typ. (Note 1)	Max.	Unit
Frequency Range		DC	—	18	GHz
Insertion Loss	DC - 1 GHz	—	0.10	0.15	dB
	1 - 8	—	0.20	0.30	
	8 - 12	—	0.25	0.35	
	12 - 18	—	0.30	0.45	
Isolation	DC - 1 GHz	85	100	—	dB
	1 - 8	75	90	—	
	8 - 12	70	80	—	
	12 - 18	60	66	—	
VSWR (Note 2)	DC - 1 GHz	—	1.05	1.10	:1
	1 - 8	—	1.20	1.35	
	8 - 12	—	1.20	1.35	
	12 - 18	—	1.15	1.40	
Control Signal (Note 3)	at 24V	—	80	115	mA
RF Power Cold Switching	DC - 18 GHz	—	—	20	W
RF Power Hot Switching	0.1W	10 million	—	—	Cycles
	1W	—	3 million	—	

Notes

1. The performance values represents a common value for the frequency range. For typical performance across the frequency band, see performance graphs in the next page.
2. All ports, all states
3. +24 Volt applied to energized port, COM is negative.

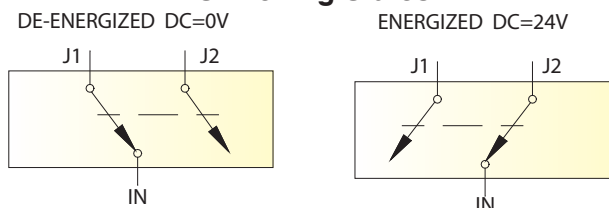
Additional Specifications	
Operating Voltage Range	24V (nom) ±1V
Switching Time (Typ.)	20ms

Maximum Ratings

Operating Temperature	-15°C to +45°C
Storage Temperature	-15°C to +85°C
RF Power (at IN port)	20W
RF Power (at J1 and J2)	1W
Control Voltage	26VDC

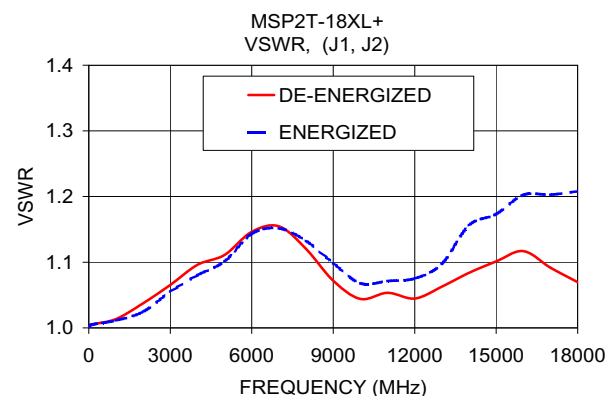
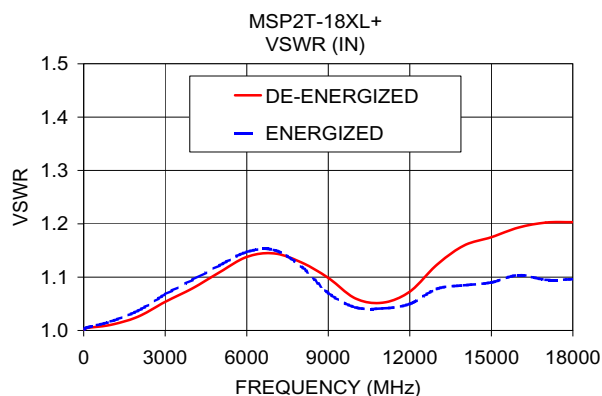
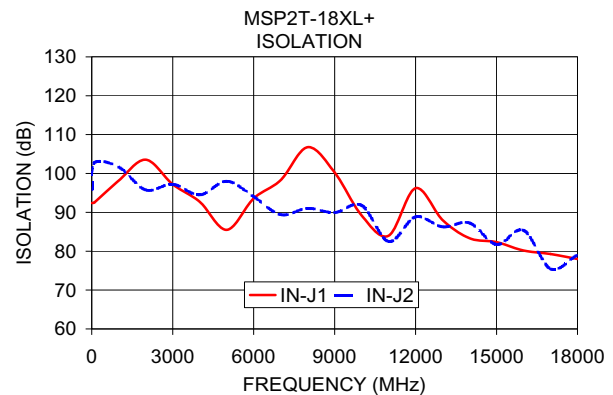
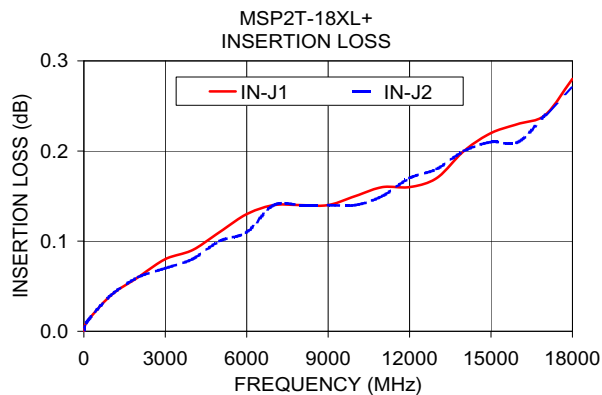
Permanent damage may occur if any of these limits are exceeded.

Switching States



Typical Performance Data

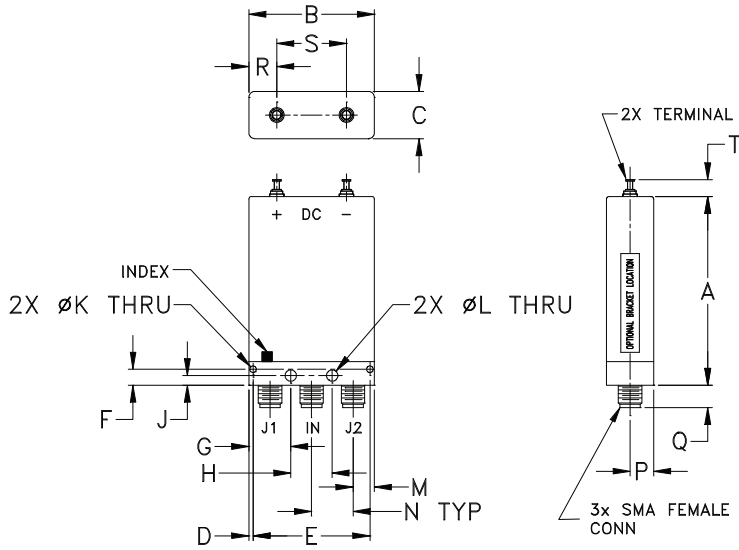
FREQ. (MHz)	ON INSERTION LOSS (dB)		OFF ISOLATION (dB)		VSWR, IN (:1)		VSWR, (J1,J2) (:1)	
	IN-J1	IN-J2	IN-J1	IN-J2	De- Energized	Energized	De- Energized	Energized
10.00	0.00	0.00	92.40	95.82	1.00	1.00	1.00	1.00
100.00	0.01	0.01	92.57	102.75	1.00	1.01	1.01	1.00
1000.00	0.04	0.04	98.17	101.65	1.01	1.02	1.01	1.01
2000.00	0.06	0.06	103.54	95.79	1.03	1.04	1.04	1.02
3000.00	0.08	0.07	97.19	97.25	1.05	1.07	1.07	1.06
4000.00	0.09	0.08	92.71	94.48	1.08	1.09	1.10	1.08
5000.00	0.11	0.10	85.50	98.00	1.11	1.12	1.11	1.10
6000.00	0.13	0.11	93.58	94.07	1.14	1.15	1.15	1.14
7000.00	0.14	0.14	98.28	89.40	1.14	1.15	1.15	1.15
8000.00	0.14	0.14	106.76	91.02	1.13	1.12	1.12	1.13
9000.00	0.14	0.14	100.25	89.95	1.10	1.07	1.07	1.10
10000.00	0.15	0.14	89.20	91.80	1.06	1.04	1.04	1.07
11000.00	0.16	0.15	84.01	82.51	1.05	1.04	1.05	1.07
12000.00	0.16	0.17	96.22	88.82	1.07	1.05	1.04	1.08
13000.00	0.17	0.18	88.01	86.27	1.12	1.08	1.06	1.10
14000.00	0.20	0.20	83.33	87.28	1.16	1.08	1.08	1.16
15000.00	0.22	0.21	82.33	81.73	1.17	1.09	1.10	1.17
16000.00	0.23	0.21	80.17	85.38	1.19	1.10	1.12	1.20
17000.00	0.24	0.24	79.28	75.47	1.20	1.09	1.09	1.20
18000.00	0.28	0.27	78.01	79.03	1.20	1.10	1.07	1.21



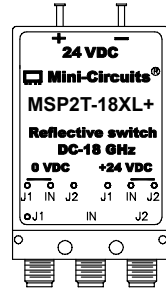
Additional Notes

- A. Performance and quality attributes and conditions not expressly stated in this specification document are intended to be excluded and do not form a part of this specification document.
- B. Electrical specifications and performance data contained in this specification document are based on Mini-Circuit's applicable established test performance criteria and measurement instructions.
- C. The parts covered by this specification document are subject to Mini-Circuits standard limited warranty and terms and conditions (collectively, "Standard Terms"); Purchasers of this part are entitled to the rights and benefits contained therein. For a full statement of the Standard Terms and the exclusive rights and remedies thereunder, please visit Mini-Circuits' website at www.minicircuits.com/MCLStore/terms.jsp

Outline Drawing (FK811)



Marking Drawing



Outline Dimensions (inch)

A	B	C	D	E	F	G	H	J	K	L	M	N	P	Q	R	S	T	wt
2.00	1.34	.50	.045	1.240	.170	.445	.440	.103	.070	.120	.230	.440	.25	.24	.297	.740	.19	grams
50.80	34.04	12.70	1.14	31.50	4.32	11.30	11.18	2.62	1.78	3.05	5.84	11.18	6.35	6.10	7.54	18.80	4.83	41.0

Mouser Electronics

Authorized Distributor

Click to View Pricing, Inventory, Delivery & Lifecycle Information:

[Mini-Circuits:](#)

[MSP2T-18XL+](#)