

**Power Choke Coil HTEH20160H R type**

**■ Features**

High performance (Isat) realized by metal dust core.

Low profile : 2.0mm x 1.6mm x 0.8mm

Low loss realized with low DCR

100% lead (Pb) free meet RoHS standard

**■ Application**

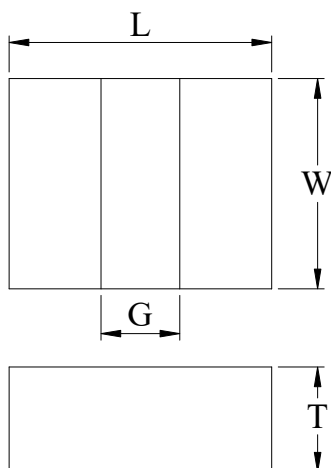
DC/DC converter for CPU in Notebook PC

Cellular phones, LCD displays, HDDs, DVCs, DSCs, PDAs etc..

Thin type on-board power supply module for exchanger

VRM for server

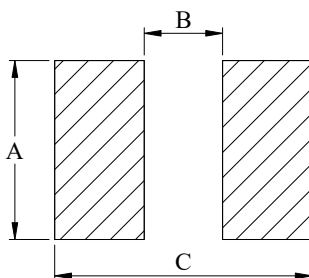
**■ Outline Dimensions**



Code	Dimensions (mm)
L	2.0 ± 0.2
W	1.6 ± 0.2
T	0.8 Max.
G	0.6 Typ.

**■ Recommend Land Pattern Dimensions**

The customer shall determine the land dimensions shown below after confirming and safety.



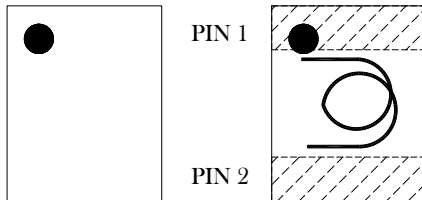
A	1.7
B	0.5
C	2.1

Unit : mm

**■ Marking**

The point on the top surface represents winding direction of choke.

Upside of Chip



Coil clockwise around

**■ Specifications**

Part Number	L0 Inductance ( $\mu\text{H}$ ) @ (0A)	$R_{dc}$ ( $\text{m}\Omega$ )		Heat Rating Current DC Amps. $I_{dc}$ ( A )		Saturation Current DC Amps. $I_{sat}$ ( A )	
		Typical	Maximum	Typical	Maximum	Typical	Maximum
HTEH20160H-R24MIR	0.24	16.5	20.0	5.7	5.2	7.4	6.7
HTEH20160H-R47MSR	0.47	20.0	24.0	4.9	4.5	5.2	4.7
HTEH20160H-1R0MSR	1.0	29.0	35.0	4.4	4.0	4.0	3.6
HTEH20160H-2R2MSR	2.2	75.0	90.0	2.6	2.3	2.9	2.7

\* : If you require another part number please contact with us.

\*\* : Inductance Tolerance  $\pm 20\%$

Note 1. : All test data is referenced to 25°C ambient.

Note 2. : Test Condition;1MHz, 1.0Vrms

Note 3. :  $I_{dc}$  : DC current (A) that will cause an approximate  $\Delta T$  of 40°C

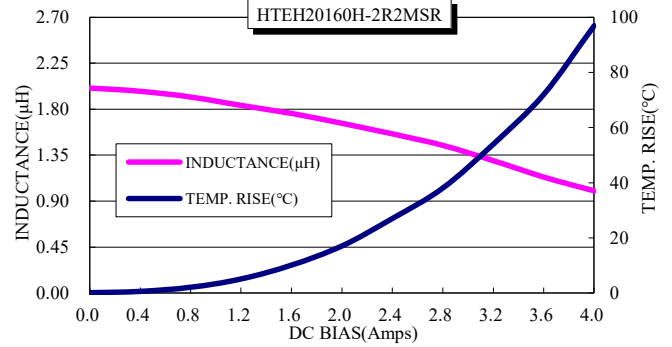
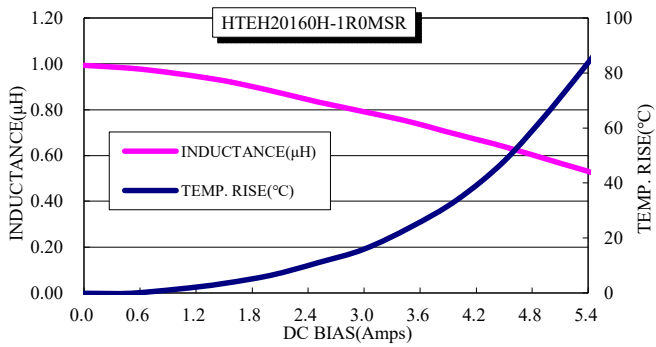
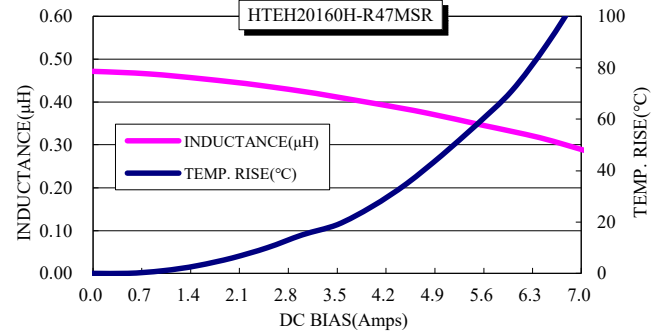
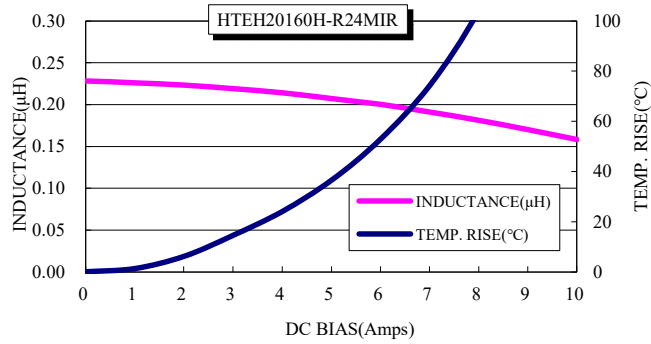
Note 4. :  $I_{sat}$  : DC current (A) that will cause L0 to drop approximately 30%

Note 5. : Operating Temperature Range -55°C to +125°C

Note 6. : The part temperature (ambient + temp rise) should not exceed 125°C under the worst case operating conditions. Circuit design, component placement, PCB trace size and thickness, airflow and other cooling provision all affect the part temperature. Part temperature should be verified in the end application.

Note 7. : The rated current as listed is either the saturation current or the heating current depending on which value is lower.

### Current Characteristic



# Mouser Electronics

Authorized Distributor

Click to View Pricing, Inventory, Delivery & Lifecycle Information:

[Cyntec:](#)

[HTEH20160H-2R2MSR](#) [HTEH20160H-R47MSR](#) [HTEH20160H-R24MIR](#) [HTEH20160H-1R0MSR](#)