

# Coaxial Low Pass Filter

50Ω DC to 48 MHz

## Maximum Ratings

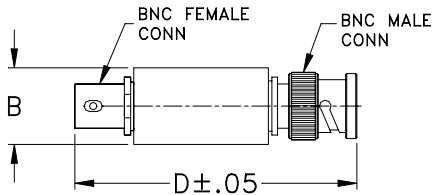
Operating Temperature -55°C to 100°C

Storage Temperature -55°C to 100°C

RF Power Input 0.5W max.

Permanent damage may occur if any of these limits are exceeded.

## Outline Drawing



## Outline Dimensions (inch/mm)

B	D	wt
.57	2.59	grams
14.47	65.79	40.0

## Features

- rugged shielded case
- other standard and custom BLP models available with wide selection of fco

## Applications

- test equipment
- lab use
- video equipment

BLP-50+



Generic photo used for illustration purposes only

CASE STYLE: FF55  
Connectors Model  
BNC BLP-50+

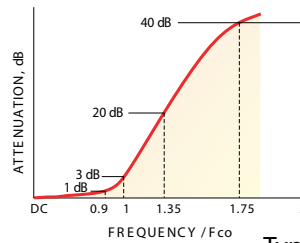
## +RoHS Compliant

The +Suffix identifies RoHS Compliance. See our web site for RoHS Compliance methodologies and qualifications

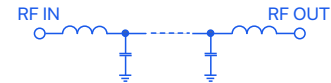
## Low Pass Filter Electrical Specifications

PASSBAND (MHz)	fco (MHz) Nom.	STOPBAND (MHz)		VSWR (:1)	
		(loss > 20 dB)	(loss > 40 dB)	Passband Typ.	Stopband Typ.
DC-48	55	70-90	90-200	1.7	18

## typical frequency response

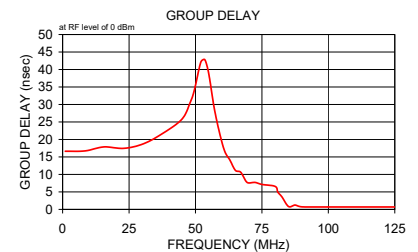
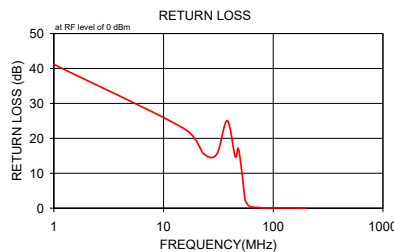


## electrical schematic



## Typical Performance Data

Frequency (MHz)	Insertion Loss (dB)		Return Loss (dB)	Frequency (MHz)	Group Delay (nsec)
	$\bar{x}$	$\sigma$			
1.00	0.05	0.00	41.20	1.00	16.62
15.50	0.23	0.10	22.70	8.50	16.73
23.00	0.37	0.10	15.70	15.50	17.87
30.50	0.43	0.10	15.40	23.00	17.45
38.00	0.40	0.10	25.10	30.50	18.79
45.00	0.65	0.10	14.80	38.00	21.89
48.00	0.70	0.10	17.10	45.00	25.87
52.00	1.46	0.20	9.90	48.00	30.56
55.00	4.65	0.30	3.00	49.50	33.92
57.00	7.96	0.40	1.50	52.00	42.09
61.00	14.84	0.50	0.50	53.50	42.83
65.00	20.96	6.00	0.30	55.00	38.77
67.00	23.73	0.60	0.20	57.00	29.20
69.00	26.33	0.70	0.20	59.00	22.03
70.00	27.59	0.70	0.20	61.00	16.66
72.50	30.55	0.80	0.20	63.00	14.04
80.00	38.67	1.20	0.10	65.00	11.17
82.50	41.07	1.40	0.10	67.00	10.62
85.00	43.54	1.60	0.10	69.00	8.06
87.50	45.78	1.80	0.10	70.00	7.57
90.00	47.97	2.20	0.10	72.50	7.70
100.00	56.91	4.10	0.10	75.00	7.14
133.50	68.38	5.20	0.10	80.00	6.57
150.00	67.23	4.20	0.10	81.00	4.93
163.00	68.62	4.60	0.10	82.50	3.61
170.50	69.35	3.30	0.10	85.00	0.84
175.00	69.36	5.80	0.10	87.50	1.23
185.50	77.07	8.80	0.10	90.00	0.73
192.50	69.51	5.20	0.10	100.00	0.70
200.00	71.27	9.70	0.10	125.00	0.69



## Notes

- Performance and quality attributes and conditions not expressly stated in this specification document are intended to be excluded and do not form a part of this specification document.
- Electrical specifications and performance data contained in this specification document are based on Mini-Circuit's applicable established test performance criteria and measurement instructions.
- The parts covered by this specification document are subject to Mini-Circuits standard limited warranty and terms and conditions (collectively, "Standard Terms"); Purchasers of this part are entitled to the rights and benefits contained therein. For a full statement of the Standard Terms and the exclusive rights and remedies thereunder, please visit Mini-Circuits' website at [www.minicircuits.com/MCLStore/terms.jsp](http://www.minicircuits.com/MCLStore/terms.jsp)



# Mouser Electronics

Authorized Distributor

Click to View Pricing, Inventory, Delivery & Lifecycle Information:

[Mini-Circuits:](#)

[BLP-50+](#)