7115-1628	0.50/0.10 (OPT 1.00/0.20)	C	10	F10B-14488-AA
7115-1619-10	0.50/0.10	A	14	E8EB-14488-ADA
7115-1618-10	0.50/0.10	A	18	E7EB-14488-SA
矢崎品番	A	MATERIAL	WIRE CODE	PART NUMBER

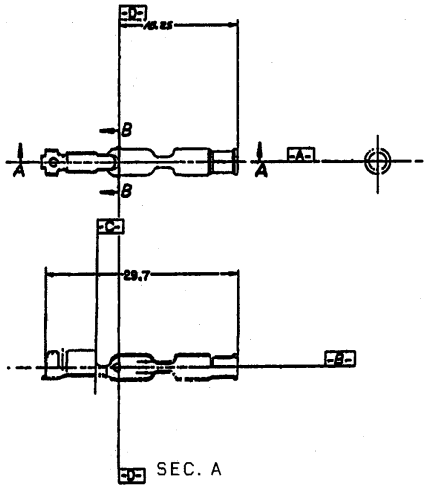

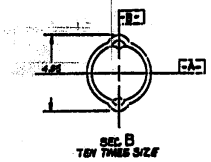

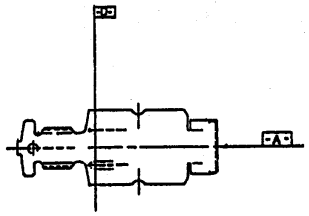

BLANK VIEW
4 TIMES SIZE

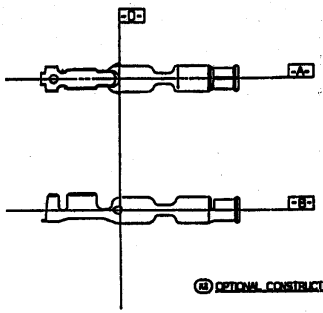

OPTIONAL CONSTRUCTION VIEWS

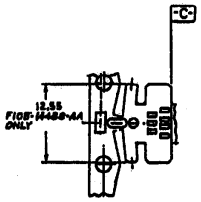

PARTIAL BLANK VIEW
4 TIMES SIZE

NOTES: UNLESS OTHERWISE SPECIFIED

GENERAL TOLERANCES:
±.03 ALL ONE PLACE DIMENSIONS
±.010 ALL TWO PLACE DIMENSIONS
±1°00' ALL ANGULAR DIMENSIONS

MATERIAL (A) MATERIAL: UNS-C26000 BRASS
THICKNESS: 0.254 +0.02 -0.00
TEMPER: HARD/EXTRA HARD (REF.)
TENSILE: [illegible] MIN. READY TO FINISH GRAIN SIZE-.015 MAX
FINISH: ESB-MIP9-A HOT TIN-PRE TIN STRIP

MATERIAL (C) MATERIAL: UNS-C19700
THICKNESS: 0.360± 0.018
TEMPER: 1/2 HARD (REF)
TENSILE: 365-434 MPa
FINISH: ESB-MIP9-A HOT TIN-PRE TIN STRIP

LET	DATE	REVISION RECORD	NO.	CHKD
	02. 09. 10	NEW	R02-0001	

GENERAL TOLERANCE							
	10MAX	50MAX	100MAX	250MAX	2500VR	ANGLE	ECCENT
A	±0.15	±0.2	±0.3	±0.5	±0.75	±30'	0.1
B	±0.2	±0.3	±0.55	±0.95	±1.4	±30'	0.1
C	±0.3	±0.5	±0.8	±1.4	±2	±30'	0.15
SPECIFIED	SEE NOTES					MASS	g

CUSTOMER					
CUSTOMER PART NO.	CUSTOMER DWG NO.				
OFFICE	TRIAL PART NO.				
VENDOR					
VENDOR NO.					
DWG TYPE	DWG SOURCE	DWG DATE	UNIT	SCL	ANGLE
R	NEW	02. 09. 10	mm	2/1	3
APPROVED	CHECKED	CHECKED	DESIGN	DRAWN	
				02. 09. 10	

MATL. SPEC.	SEE NOTES	TREAT. & FIN.	SEE NOTES
NAME	TERMINAL FEMALE		
PART NO. CH. CODE	7115-1618-10 ETC.		
DWG NO.	7115-1618-10:R	SET DWG NO.	
YAZAKI CORPORATION			

ISSUE MARK