PART NO.	REMARKS
7009-1247-02	メッキ有
3 7009-1247	メッキ無

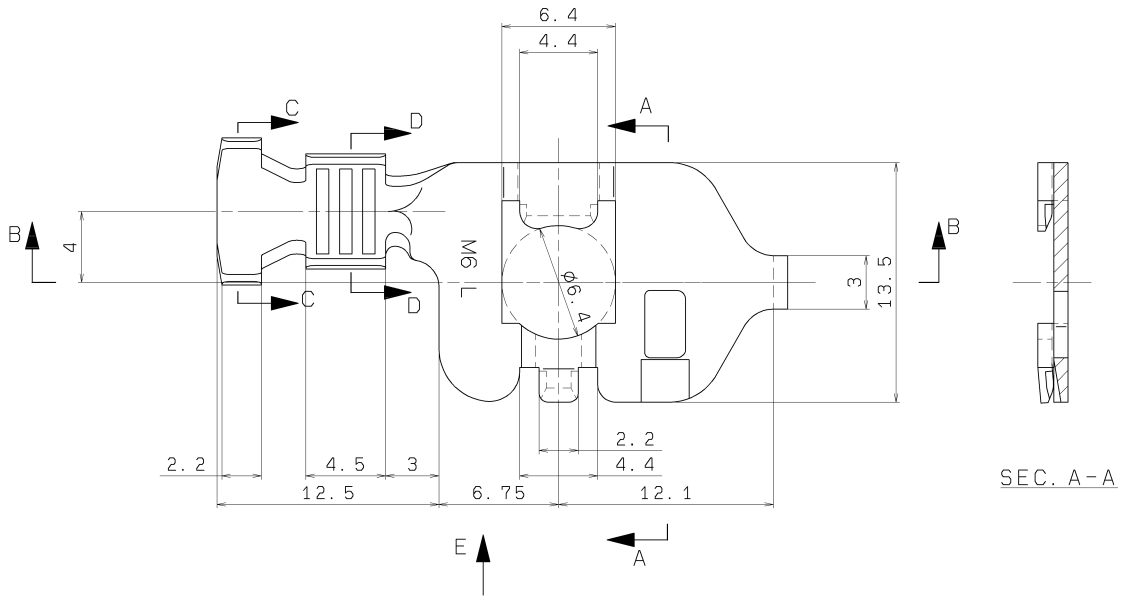

SEC. A-A

注　記

1）適用電線サイズ：　AVS　2　～　AVS　5

2）嵌合相手品番　：　7009-1864(-02)

NOTES

1) APPLICABLE WIRE SIZE : AVS 2 ~ AVS 5

2) MATING PART NO. : 7009-1864(-02)

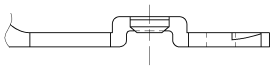

VIEW E

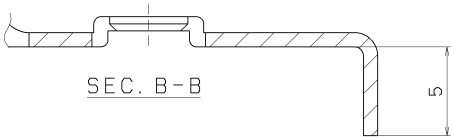

SEC. B-B

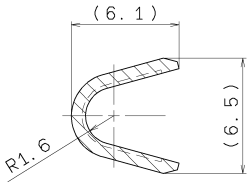

SEC. D-D

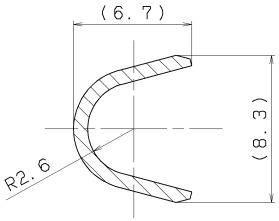

SEC. C-C

LET	DATE	REVISION RECORD	NO.	CHKD
3	05. 07. 07	ADDED PART NO.	C05-1B18	Y. M
2	04. 11. 02	DELETED PART NO. (7009-1247)	C04-1C27	Y. M
1	04. 09. 02	ADDED PART NO.	C04-1B89	Y. M
	02. 11. 19	NEW	C02-1286	Y. M

GENERAL TOLERANCE							
	10MAX	50MAX	100MAX	250MAX	2500VR	ANGLE	ECCENT
A	±0.15	±0.2	±0.3	±0.5	±0.75	±30'	0.1
B	±0.2	±0.3	±0.55	±0.95	±1.4	±30'	0.1
C	±0.3	±0.5	±0.8	±1.4	±2	±30'	0.15
SPECIFIED						MASS 2.5 g	

CUSTOMER

CUSTOMER PART NO. | CUSTOMER DWG NO.

OFFICE | TRIAL PART NO.

VENDOR

VENDOR NO.

DWG TYPE	DWG SOURCE	DWG DATE	UNIT	SCL	ANGLE
R	NEW	02. 11. 19	mm	5:1	3

APPROVED	CHECKED	CHECKED	DESIGN	DRAWN
K. KIMURA	H. SATO		Y. MATSUI	Y. MATSUI
			01. 03. 13	05. 07. 07

MATL. C2680 (JIS H 3100) SPEC. t=0.8

TREAT. TIN PLATE & FIN.

NAME TERMINAL

PART NO. / CH. CODE 7009-1247-02

DWG NO. 7009-1247-02:R

SET DWG NO.

YAZAKI CORPORATION

ISSUE MARK

C-050708 134310