



Connectors > Automotive Connectors > Automotive Housings > Heavy Duty Sealed Connector Series Housings



Connector System: **Wire-to-Wire**

Number of Positions: **3**

Connector & Housing Type: **Housing for Male Terminals**

Centerline (Pitch): **4 mm [.157 in]**

Sealable: **Yes**

[All Heavy Duty Sealed Connector Series Housings \(204\)](#)

Features

Product Type Features

Mixed & Hybrid Connector	No
Connector Shape	Rectangular
Connector System	Wire-to-Wire
Connector & Housing Type	Housing for Male Terminals
Sealable	Yes
Connector & Contact Terminates To	Wire & Cable
Primary Locking Feature	Integrated in Housing

Configuration Features

Number of Positions	3
Number of Rows	1

Electrical Characteristics

Operating Voltage	60 VDC
Nominal Voltage Architecture	60 V

Body Features

Cable Exit Angle	180°, 90°
Primary Product Color	Black



Connector & Keying Code	A
-------------------------	---

Contact Features

Contact Size	1.6mm
Contact Type	Tab
Mating Tab Width	1.6 mm[.063 in]
Contact Current Rating (Max)	20 A

Mechanical Attachment

Terminal Position Assurance	No
Strain Relief	Add By Accessory
Mating Alignment Type	Keyed
Mating Alignment	With
Connector Mounting Type	Cable Mount (Free-Hanging)

Housing Features

Housing Material	PBT GF
Centerline (Pitch)	4 mm[.157 in]

Dimensions

Connector Height	19 mm[.748 in]
Product Width	47.05 mm[1.852 in]
Product Length	27.6 mm[1.087 in]

Usage Conditions

Operating Temperature (Max)	140 °C[284 °F]
Operating Temperature Range	-40 – 140 °C[-40 – 284 °F]

Operation/Application

Circuit Application	Power
---------------------	-------

Industry Standards

Degree of Protection	IP67
UL Flammability Rating	UL 94V-0

Packaging Features

Packaging Quantity	1
Packaging Method	Carton

Other

--	--



Serviceable	Yes
Connector Position Assurance Capable	No

Product Compliance

For compliance documentation, visit the product page on TE.com>

EU RoHS Directive 2011/65/EU	Compliant
EU ELV Directive 2000/53/EC	Compliant
China RoHS 2 Directive MIIT Order No 32, 2016	No Restricted Materials Above Threshold
EU REACH Regulation (EC) No. 1907/2006	Current ECHA Candidate List: JUNE 2024 (241) Candidate List Declared Against: JUNE 2024 (241) Does not contain REACH SVHC
Halogen Content	Not Low Halogen - contains Br or Cl > 900 ppm.
Solder Process Capability	Not applicable for solder process capability

Product Compliance Disclaimer

This information is provided based on reasonable inquiry of our suppliers and represents our current actual knowledge based on the information they provided. This information is subject to change. The part numbers that TE has identified as EU RoHS compliant have a maximum concentration of 0.1% by weight in homogenous materials for lead, hexavalent chromium, mercury, PBB, PBDE, DBP, BBP, DEHP, DIBP, and 0.01% for cadmium, or qualify for an exemption to these limits as defined in the Annexes of Directive 2011/65/EU (RoHS2). Finished electrical and electronic equipment products will be CE marked as required by Directive 2011/65/EU. Components may not be CE marked. Additionally, the part numbers that TE has identified as EU ELV compliant have a maximum concentration of 0.1% by weight in homogenous materials for lead, hexavalent chromium, and mercury, and 0.01% for cadmium, or qualify for an exemption to these limits as defined in the Annexes of Directive 2000/53/EC (ELV). Regarding the REACH Regulation, the information TE provides on SVHC in articles for this part number is based on the latest European Chemicals Agency (ECHA) 'Guidance on requirements for substances in articles' posted at this URL: <https://echa.europa.eu/guidance-documents/guidance-on-reach>

Compatible Parts



TE Part # 2112289-1
PROTECTION CAP, GROUP A, ASSY



TE Part # CAT-H3399-B128
Heavy Duty Sealed Connector Series Backshells



TE Part # 964972-1
EINZELLEITERDICHTUNG



TE Part # CAT-H3399-CH8172
Heavy Duty Sealed Connector Series Housings



TE Part # CAT-T4827-T273
TIMER, RECEPTACLE AND TAB



TE Part # 1670365-2
COVER MIXED, 180, 2-3POS, NW4.5




TE Part # 2306960-1
3POS,AMP MCP 1.5K,REC HSG ASSY, SLD,COD A




TE Part # 2-964269-2
TAB A 1.6x0.6 CONTACT CF SWS Ag SLD,COD A


Also in the Series | Heavy Duty Sealed Connector Series



Automotive Connector Caps & Covers (25)



Automotive Housings(207)



Connector Seals & Cavity Plugs(5)



Data Connectivity Headers(2)



Data Connectivity Housings(16)



Other Automotive Connector Accessories(34)



PCB Headers & Receptacles(1)

Customers Also Bought



TE Part #3-1670730-1
Heavy Duty Sealed Connector Series Housings



TE Part #85024-1
RUBBER PLUG GRAY FOR 187 SEALD



TE Part #964269-2
TAB A 1.6x0.6 CONTACT CF SWS Sn



TE Part #0418834001
LSTT-1.6-0-SP



TE Part #2-1633932-0
ANVIL, COMBINATION



TE Part #2306960-1
3POS,AMP MCP 1.5K,REC HSG ASSY, SLD,COD A



TE Part #DTM8S-BT
BOOT, 8P, PLG, ST, GRY



TE Part #6-2176613-9
EP 4W (SS) 680R 5%



Documents

Product Drawings

3POS,TAB 1.5X0.63,TAB HSG,ASSY

English

CAD Files

Customer View Model

ENG_CVM_CVM_1-1670730-1_H.2d_dxf.zip

English

3D PDF

3D

Customer View Model

ENG_CVM_CVM_1-1670730-1_H.3d_igs.zip

English

Customer View Model

ENG_CVM_CVM_1-1670730-1_H.3d_stp.zip

English

By downloading the CAD file I accept and agree to the [Terms and Conditions](#) of use.

Datasheets & Catalog Pages

HDSCS CAN Bus Y-Connector and 120 Resistor Brochure

English

HDSCS Catalog

English

ICT Terminals and Connectors Catalogue

English

CONNECTOR SELECTOR

English

Product Specifications

Application Specification

English