




Connectors > PCB Connectors > Board-to-Board Connectors > Board-to-Board Jumpers & Shunts



Shunt Type: **Economy**
Shunt Style: **Open Top**
Number of Positions: **2**
Centerline (Pitch): **2.54 mm [.1 in]**
Contact Current Rating (Max): **3 A**

Features

Product Type Features

Connector System	Board-to-Board
Connector & Contact Terminates To	Printed Circuit Board

Configuration Features

Number of Positions	2
---------------------	---

Electrical Characteristics

Insulation Resistance	1000 MΩ
-----------------------	---------

Body Features

Handle	Without
Primary Product Color	Red

Contact Features

Contact Mating Area Plating Material Thickness	.381 μm[15 μin]
Contact Mating Area Plating Material	Gold
Contact Base Material	Phosphor Bronze
Shunt Type	Economy



Shunt Style	Open Top
Contact Current Rating (Max)	3 A

Housing Features

Housing Material	Polyester - GF
Centerline (Pitch)	2.54 mm[.1 in]

Dimensions

Product Height	6.35 mm[.25 in]
----------------	-----------------

Usage Conditions

Operating Temperature Range	-65 – 105 °C[-85 – 221 °F]
-----------------------------	----------------------------

Operation/Application

Circuit Application	Signal
---------------------	--------

Industry Standards

Compatible With Approved Standards Products	UL Recognized
UL Flammability Rating	UL 94V-0

Packaging Features

Jumper & Shunt Packaging	Breakaway Strip of 10 Pieces
Packaging Quantity	1500
Packaging Method	Box

Product Compliance

For compliance documentation, visit the product page on TE.com>

EU RoHS Directive 2011/65/EU	Compliant
EU ELV Directive 2000/53/EC	Compliant
China RoHS 2 Directive MIIT Order No 32, 2016	No Restricted Materials Above Threshold
EU REACH Regulation (EC) No. 1907/2006	Current ECHA Candidate List: JUNE 2024 (241) Candidate List Declared Against: JUNE 2024 (241) Does not contain REACH SVHC
Halogen Content	Not Low Halogen - contains Br or Cl > 900 ppm.
Solder Process Capability	Not applicable for solder process capability

Product Compliance Disclaimer



This information is provided based on reasonable inquiry of our suppliers and represents our current actual knowledge based on the information they provided. This information is subject to change. The part numbers that TE has identified as EU RoHS compliant have a maximum concentration of 0.1% by weight in homogenous materials for lead, hexavalent chromium, mercury, PBB, PBDE, DBP, BBP, DEHP, DIBP, and 0.01% for cadmium, or qualify for an exemption to these limits as defined in the Annexes of Directive 2011/65/EU (RoHS2). Finished electrical and electronic equipment products will be CE marked as required by Directive 2011/65/EU. Components may not be CE marked. Additionally, the part numbers that TE has identified as EU ELV compliant have a maximum concentration of 0.1% by weight in homogenous materials for lead, hexavalent chromium, and mercury, and 0.01% for cadmium, or qualify for an exemption to these limits as defined in the Annexes of Directive 2000/53/EC (ELV). Regarding the REACH Regulation, the information TE provides on SVHC in articles for this part number is based on the latest European Chemicals Agency (ECHA) ‘Guidance on requirements for substances in articles’ posted at this URL: <https://echa.europa.eu/guidance-documents/guidance-on-reach>


Compatible Parts



TE Part # 5-146280-2
02 MODII HDR SRST B/A .100CL



TE Part # 5-146276-2
02 MODII HDR SRST B/A .100CL



TE Part # 5-146284-2
02 MODII HDR SRST B/A .100CL

Customers Also Bought



TE Part #413990-2
STR JACK,SMB,PCB



TE Part #1-5747871-4
09 PLUG SP/FMS SCRLK



TE Part #5750071-1
Mini DIN, 6 pos, R/A, Shield



TE Part #5-146285-2
02 MODII HDR SRST B/A .100CL



TE Part #5-146280-2
02 MODII HDR SRST B/A .100CL



TE Part #4-1879213-6
CPF 0402 78R7 0.1% 25PPM 1K RL



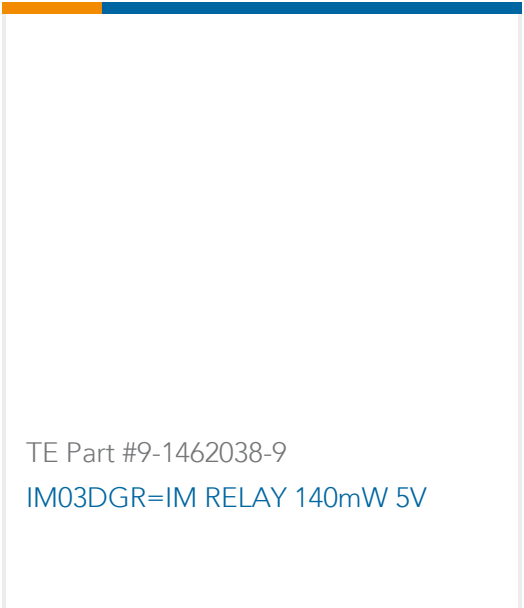
TE Part #2-2176308-4
RP 1E 0.1W 232K 0.1% 25PPM 5K RL



TE Part #ANT-DB1-WRT-UFL
Antenna Dome WiFi6 2.4/5.8GHz 1.32 UFL



TE Part #5-2176452-7
CPF 0201 2K05 0.1% 25ppm 1K RL



TE Part #9-1462038-9
IM03DGR=IM RELAY 140mW 5V

Documents

Product Drawings

SHUNT, ECON, PHBR 15AU, RED

English

CAD Files

3D PDF

3D

Customer View Model

ENG_CVM_CVM_382811-9_P.2d_dxf.zip

English

Customer View Model

ENG_CVM_CVM_382811-9_P.3d_igs.zip

English

Customer View Model

ENG_CVM_CVM_382811-9_P.3d_stp.zip

English

By downloading the CAD file I accept and agree to the [Terms and Conditions](#) of use.

Product Specifications

Product Specification

English

Instruction Sheets

Instruction Sheet (U.S.)

English

Low Profile, Economy, and Dual Beam Shunt Connectors 382811, 390088, and 382823

English