




Connectors > Automotive Connectors > Automotive Housings > LEAVYSEAL Connector Housings



Connector System: **Wire-to-Wire**
Number of Positions: **39**
Connector & Housing Type: **Housing for Male Terminals**
Centerline (Pitch): **5 mm [.197 in]**
Sealable: **Yes**

[All LEAVYSEAL Connector Housings \(64\)](#)

Features

Product Type Features

Mixed & Hybrid Connector	No
Connector Shape	Rectangular
Connector System	Wire-to-Wire
Connector & Housing Type	Housing for Male Terminals
Sealable	Yes
Connector & Contact Terminates To	Wire & Cable
Primary Locking Feature	Integrated in Housing

Configuration Features

Number of Positions	39
Number of Rows	3

Electrical Characteristics

Operating Voltage	36 VDC
-------------------	--------

Body Features



Cable Exit Angle	90°
Primary Product Color	Green
Connector & Keying Code	E

Contact Features

Contact Size	2.8mm
Contact Type	Tab
Mating Tab Width	2.8 mm[.11 in]
Contact Current Rating (Max)	30 A

Mechanical Attachment

Terminal Position Assurance	No
Strain Relief	With
Mating Alignment Type	Keyed
Mating Alignment	With
Connector Mounting Type	Cable Mount (Free-Hanging)

Housing Features

Housing Material	PBT GF20
Centerline (Pitch)	5 mm[.197 in]

Dimensions

Connector Height	70.7 mm[2.78 in]
Product Width	45.8 mm[1.8 in]
Product Length	113.2 mm[4.45 in]
Row-to-Row Spacing	5.5 mm[.216 in]

Usage Conditions

Operating Temperature (Max)	120 °C[248 °F]
Operating Temperature Range	-40 – 120 °C[-40 – 248 °F]

Operation/Application

Circuit Application	Power
---------------------	-------

Industry Standards

Degree of Protection	IP67, IP69K
UL Flammability Rating	UL 94V-0

Packaging Features

Packaging Quantity	80
--------------------	----



Packaging Method	Box
Other	
Serviceable	Yes
Connector Position Assurance Capable	No

Product Compliance

For compliance documentation, visit the product page on TE.com>

EU RoHS Directive 2011/65/EU	Compliant
EU ELV Directive 2000/53/EC	Compliant
China RoHS 2 Directive MIIT Order No 32, 2016	No Restricted Materials Above Threshold
EU REACH Regulation (EC) No. 1907/2006	Current ECHA Candidate List: JUNE 2024 (241) Candidate List Declared Against: JUNE 2024 (241) Does not contain REACH SVHC
Halogen Content	BFR/CFR/PVC Free, but Br/Cl >900 ppm in other sources.
Solder Process Capability	Not applicable for solder process capability

Product Compliance Disclaimer

This information is provided based on reasonable inquiry of our suppliers and represents our current actual knowledge based on the information they provided. This information is subject to change. The part numbers that TE has identified as EU RoHS compliant have a maximum concentration of 0.1% by weight in homogenous materials for lead, hexavalent chromium, mercury, PBB, PBDE, DBP, BBP, DEHP, DIBP, and 0.01% for cadmium, or qualify for an exemption to these limits as defined in the Annexes of Directive 2011/65/EU (RoHS2). Finished electrical and electronic equipment products will be CE marked as required by Directive 2011/65/EU. Components may not be CE marked. Additionally, the part numbers that TE has identified as EU ELV compliant have a maximum concentration of 0.1% by weight in homogenous materials for lead, hexavalent chromium, and mercury, and 0.01% for cadmium, or qualify for an exemption to these limits as defined in the Annexes of Directive 2000/53/EC (ELV). Regarding the REACH Regulation, the information TE provides on SVHC in articles for this part number is based on the latest European Chemicals Agency (ECHA) ‘Guidance on requirements for substances in articles’ posted at this URL: <https://echa.europa.eu/guidance-documents/guidance-on-reach>

Compatible Parts



TE Part # CAT-L489-B128
LEAVYSEAL Connector Backshells



TE Part # CAT-L489-CH8172
LEAVYSEAL Connector Housings



TE Part # CAT-L489-M8649
LEAVYSEAL Mounting Accessories



TE Part # 828905-1
SINGLE-WIRE-SEAL(5MM HOLE)






TE Part # 1718328-1
FIXING SLIDE




TE Part # CAT-T4827-T273
TIMER, RECEPTACLE AND TAB




TE Part # 1718329-3
ADAPTER FOR TAB HSG 39 POS,62P


Also in the Series | LEAVYSEAL




Automotive Connector Caps & Covers
(18)



Automotive Housings(79)



Insertion & Extraction Tools(5)




Other Automotive Connector
Accessories(15)



PCB Headers & Receptacles(16)

Customers Also Bought



TE Part #2-1718324-1
LEAVYSEAL Connector Housings



TE Part #2-2377473-1
4POS, TAB2.8X0.8, HDR ASSY, 180DEG,
COD B



TE Part #2236721-1
ADAPTER, FOR TAB HOUSING, ASSY



TE Part #1-962915-1
TAB 2.8x0.8 CONTACT CS SWS Sn



TE Part #1897114-7
6P CAR-AUDIO CONN'R, PART C2,
ASS'Y



TE Part #K1008784
Relay 26-56-02



Documents

Product Drawings

2.8MM TAB HSG.,39POS.,ASSY

English

2.8MM TAB HSG.,39POS.,ASSY

English

CAD Files

3D PDF

3D

Customer View Model

ENG_CVM_CVM_5-1718323-1_D_c-5-1718323-1-d.2d_dxf.zip

English

Customer View Model

ENG_CVM_CVM_5-1718323-1_D_c-5-1718323-1-d.3d_igs.zip

English

Customer View Model

ENG_CVM_CVM_5-1718323-1_D_c-5-1718323-1-d.3d_stp.zip

English

By downloading the CAD file I accept and agree to the [Terms and Conditions](#) of use.

Datasheets & Catalog Pages

ICT Terminals and Connectors Catalogue

English

Product Specifications

Application Specification

German