

536010-5 ✓ ACTIVE

EUROCARD


TE Internal #: 536010-5

Plug, Board-to-Board, 96 Position, 2.54 mm [.1 in] Centerline,
Printed Circuit Board, 3 Row, Right Angle, 32 Column, Eurocard
Connectors

[View on TE.com >](#)



Connectors > PCB Connectors > Backplane Connectors > Eurocard Connectors



Connector & Housing Type: **Plug**

Connector System: **Board-to-Board**

Termination Post & Tail Length: **2.64 mm [.104 in]**

Number of Positions: **96**

Centerline (Pitch): **2.54 mm [.1 in]**

Features

Product Type Features

Connector & Housing Type	Plug
Connector System	Board-to-Board
Connector & Contact Terminates To	Printed Circuit Board
DIN Size	Standard
DIN Level	II

Configuration Features

Number of Positions	96
Number of Rows	3
PCB Mount Orientation	Right Angle
Number of Columns	32
Number of Signal Positions	96
Rows Loaded	A, B, C

Termination Features

Termination Post & Tail Length	2.64 mm[.104 in]
--------------------------------	------------------



Mechanical Attachment

Connector Mounting Type	Board Mount
-------------------------	-------------

Housing Features

Centerline (Pitch)	2.54 mm [.1 in]
--------------------	-----------------

Dimensions

Row-to-Row Spacing	2.54 mm [.1 in]
--------------------	-----------------

Usage Conditions

Operating Temperature Range	-55 – 105 °C [-67 – 221 °F]
-----------------------------	-----------------------------

Operation/Application

Circuit Application	Signal
---------------------	--------

Product Compliance

[For compliance documentation, visit the product page on TE.com>](#)
















EU RoHS Directive 2011/65/EU	Not Compliant
EU ELV Directive 2000/53/EC	Compliant with Exemptions
China RoHS 2 Directive MIIT Order No 32, 2016	Restricted Materials Above Threshold
EU REACH Regulation (EC) No. 1907/2006	Current ECHA Candidate List: JUNE 2024 (241) Candidate List Declared Against: JUNE 2024 (241) SVHC > Threshold: Pb (13% in Component Part) Article Safe Usage Statements: Do not eat, drink or smoke when using this product. Wash thoroughly after handling. Recycle if possible and dispose of the article by following all applicable governmental regulations relevant to your geographic location.
Halogen Content	Low Halogen - Br, Cl, F, I < 900 ppm per homogenous material. Also BFR/CFR/PVC Free
Solder Process Capability	Not applicable for solder process capability

Product Compliance Disclaimer

This information is provided based on reasonable inquiry of our suppliers and represents our current actual knowledge based on the information they provided. This information is subject to change. The part numbers that TE has identified as EU RoHS compliant have a maximum concentration of 0.1% by weight in homogenous materials for lead, hexavalent chromium, mercury, PBB, PBDE, DBP, BBP, DEHP, DIBP, and 0.01% for cadmium, or qualify for an exemption to these limits as defined in the Annexes of Directive 2011/65/EU (RoHS2). Finished electrical and electronic equipment products will be CE marked as required by Directive 2011/65/EU. Components may not be CE marked. Additionally, the part numbers that TE has identified as EU ELV compliant have a maximum concentration of 0.1% by weight in homogenous materials for lead, hexavalent chromium, and mercury, and 0.01% for cadmium, or qualify for an exemption to these limits as defined in the Annexes of Directive 2000/53/EC (ELV). Regarding the REACH Regulation, the information TE provides

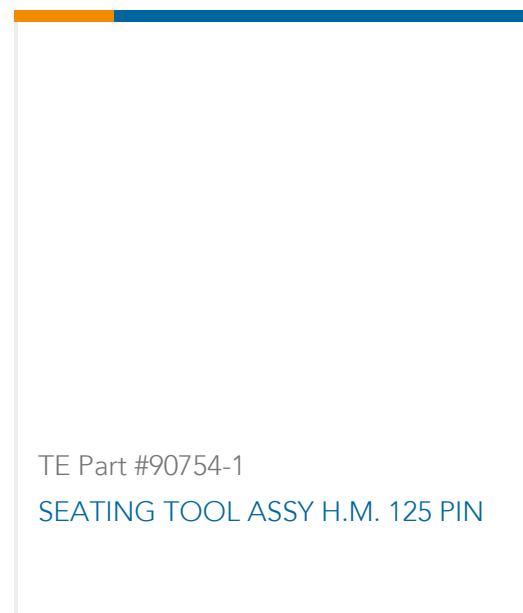
on SVHC in articles for this part number is based on the latest European Chemicals Agency (ECHA) 'Guidance on requirements for substances in articles' posted at this URL: <https://echa.europa.eu/guidance-documents/guidance-on-reach>

Compatible Parts

 <p>TE Part # 925486-1 MOD. IV SNAP-IN HSG 96 POS.</p>	 <p>TE Part # 1-148057-5 096 EURO TYP C RECP 13MM ASSY</p>	 <p>TE Part # 5535089-5 ASSEMBLY,RECEPTACLE,EUROCARD, T</p>	 <p>TE Part # 5536412-4 ASSY,RECEPT,EURO,TYPE C,LEAD-FREE,96,.18</p>
 <p>TE Part # 5148057-5 ASSY,RECEPTACLE,EUROCARD,TYPE C,LEAD-FRE</p>	 <p>TE Part # 5536418-5 ASSY,RECEPT,EURO,TYPE C,LEAD-F</p>	 <p>TE Part # 5535043-4 ASSY,RECEPTACLE,EUROCARD,TYPE</p>	 <p>TE Part # 5535090-5 ASSEMBLY,RECEPTACLE,EUROCARD, T</p>
 <p>TE Part # 1-148059-5 096 EURO TYP C RECP 17MM ASSY</p>	 <p>TE Part # 5650963-5 ASSY,RECEPTACLE,EUROCARD,TYPE</p>	 <p>TE Part # 166873-5 96P.MT.CONN.KIT ASS</p>	 <p>TE Part # 5535056-5 ASSY,RECP,T,EUROCARD,TYPE C,L-FREE,96,.19</p>
 <p>TE Part # 827803-1 96 POS HOUSING ASSY</p>	 <p>TE Part # 2-1393640-4 V42254B2102C960=PC612 FEDERLEI</p>	 <p>TE Part # 3-1393641-1 V42254B2202C960=PC612 FEDERLEI</p>	 <p>TE Part # 9-1393640-2 V42254B2201C960=PC612 FEDERLEI</p>



Customers Also Bought



Documents

Product Drawings

096 EURO TYPE C PIN HT ASSY

English

CAD Files

Customer View Model

ENG_CVM_CVM_536010-5_H.2d_dxf.zip

English

3D PDF



3D

Customer View Model

[ENG_CVM_CVM_536010-5_H.3d_igs.zip](#)

English

Customer View Model

[ENG_CVM_CVM_536010-5_H.3d_stp.zip](#)

English

By downloading the CAD file I accept and agree to the [Terms and Conditions](#) of use.

Product Specifications

[Application Specification](#)

English