



Connectors > Automotive Connectors > Automotive Housings > DEUTSCH DTP Housings



Connector System: **Wire-to-Wire**  
Number of Positions: **4**  
Connector & Housing Type: **Housing for Male Terminals**  
Centerline (Pitch): **6.7 mm [.264 in]**  
Sealable: **Yes**

[All DEUTSCH DTP Housings \(34\)](#)

Features

Product Type Features

Mixed & Hybrid Connector	No
Connector Shape	Rectangular
Connector System	Wire-to-Wire
Connector & Housing Type	Housing for Male Terminals
Sealable	Yes
Connector & Contact Terminates To	Wire & Cable
Primary Locking Feature	Integrated in Housing

Configuration Features

Blank Cavity Position	0
Connector Seal Code	N Seal
Number of Positions	4
Number of Rows	2

Electrical Characteristics



Operating Voltage	200 VAC
-------------------	---------

Nominal Voltage Architecture	200 V
------------------------------	-------

Body Features

Cable Exit Angle	180°
------------------	------

Primary Product Color	Black
-----------------------	-------

Contact Features

Contact Size	Size 12
--------------	---------

Contact Type	Pin
--------------	-----

Mating Pin Diameter	2.4 mm[.094 in]
---------------------	-----------------

Contact Current Rating (Max)	25 A
------------------------------	------

Mechanical Attachment

Terminal Position Assurance	Yes
-----------------------------	-----

Strain Relief	Without
---------------	---------

Mating Alignment Type	Polarized
-----------------------	-----------

Mating Alignment	With
------------------	------

Connector Mounting Type	Cable Mount (Free-Hanging)
-------------------------	----------------------------

Housing Features

Housing Material	PA66 GF15
------------------	-----------

Centerline (Pitch)	6.7 mm[.264 in]
--------------------	-----------------

Dimensions

Connector Height	47.3 mm[1.86 in]
------------------	------------------

Product Width	26.9 mm[1.06 in]
---------------	------------------

Product Length	27.1 mm[1.07 in]
----------------	------------------

Row-to-Row Spacing	10.2 mm[.4 in]
--------------------	----------------

Compatible Insulation Diameter Range	3.4 – 4.3 mm[.134 – .17 in]
--------------------------------------	-----------------------------

Usage Conditions

Operating Temperature (Max)	125 °C[257 °F]
-----------------------------	----------------

Operating Temperature Range	-55 – 125 °C[-67 – 257 °F]
-----------------------------	----------------------------

Operation/Application

Circuit Application	Power
---------------------	-------

Industry Standards

Degree of Protection	IP68, IP6K9K
----------------------	--------------



Compatible With Agency/Standards Products	SAE J2030
UL Flammability Rating	UL 94V-0

Packaging Features

Packaging Quantity	1
Packaging Method	Package

Other

Serviceable	Yes
Connector Position Assurance Capable	No

Product Compliance

For compliance documentation, visit the product page on TE.com>

EU RoHS Directive 2011/65/EU	Compliant
EU ELV Directive 2000/53/EC	Compliant
China RoHS 2 Directive MIIT Order No 32, 2016	No Restricted Materials Above Threshold
EU REACH Regulation (EC) No. 1907/2006	Current ECHA Candidate List: JUNE 2024 (241) Candidate List Declared Against: JUNE 2024 (241) SVHC > Threshold: Octamethylcyclotetrasiloxane (D4) (.5% in Component Part) Dodecamethylcyclohexasiloxane (D6) (.5% in Component Part) Decamethylcyclopentasiloxane (D5) (.5% in Component Part) <b>Article Safe Usage Statements:</b> Wash thoroughly after handling. Recycle if possible and dispose of the article by following all applicable governmental regulations relevant to your geographic location.
Halogen Content	Not Low Halogen - contains Br or Cl > 900 ppm.















Solder Process Capability	Not reviewed for solder process capability
---------------------------	--

Product Compliance Disclaimer

This information is provided based on reasonable inquiry of our suppliers and represents our current actual knowledge based on the information they provided. This information is subject to change. The part numbers that TE has identified as EU RoHS compliant have a maximum concentration of 0.1% by weight in homogenous materials for lead, hexavalent chromium, mercury, PBB, PBDE, DBP, BBP, DEHP, DIBP, and 0.01% for cadmium, or qualify for an exemption to these limits as defined in the Annexes of Directive 2011/65/EU (RoHS2). Finished electrical and electronic equipment products will be CE marked as required by Directive 2011/65/EU. Components may not be CE marked. Additionally, the part numbers that TE has identified as EU ELV compliant have a maximum concentration of 0.1% by weight in homogenous materials for lead, hexavalent chromium, and mercury, and 0.01% for cadmium, or qualify for an exemption to these limits as defined in the Annexes of Directive 2000/53/EC (ELV). Regarding the REACH Regulation, the information TE provides on SVHC in articles for this part number is based on the latest European Chemicals Agency (ECHA) 'Guidance on requirements for substances in articles' posted at this URL: <https://echa.europa.eu/guidance-documents/guidance-on-reach>



Compatible Parts


 <p>TE Part # CAT-D48-SP729 DEUTSCH Sealing Plugs</p>	 <p>TE Part # CAT-D486-CH8172 DEUTSCH DTP Housings</p>	 <p>TE Part # CAT-D48-ST273 DEUTSCH Solid Contacts</p>	 <p>TE Part # WP-4P WEDGE LOCK, 4P, REC, ORG, DTP</p>
 <p>TE Part # CAT-D487-M8649 DEUTSCH DT Mounting Clips</p>	 <p>TE Part # 1924487-2 MOUNTING CLIP, AMPSEAL 16</p>	 <p>TE Part # DT-RT1 EXT TOOL, FRONT RELEASE</p>	 <p>TE Part # DTP4P-BT-EN BOOT, 4P, REC, ST, LONG, GRY</p>
 <p>TE Part # 1060-12-0222 PIN, SF, SIZE 12, 10, NI/NI</p>	 <p>TE Part # 1011-114-0405 SEAL RET, 4P, BLK, DTP</p>	 <p>TE Part # 1060-12-0144 PIN, SF, SIZE 12, 12-14, AU/SN</p>	 <p>TE Part # 1060-12-0166 PIN, SF, SIZE 12, 12-14, NI/SN</p>
 <p>TE Part # DTP4P-BT BOOT, 4P, REC, ST, GRY</p>	 <p>TE Part # 1060-12-0244 PIN, SF, SIZE 12, 10, AU/SN</p>		

Also in the Series | **DEUTSCH DT**





Automotive Connector Caps & Covers (19)



Automotive Connector Locks & Position Assurance (87)



Automotive Housings (706)



Connector Backshells (61)



Connector Seals & Cavity Plugs (6)




Connector Strain Relief (28)



Insertion & Extraction Tools (3)




Other Automotive Connector Accessories (28)



PCB Headers & Receptacles (106)

Also in the Series | **DEUTSCH DTP**



Automotive Connector Locks & Position Assurance (4)




Automotive Housings (34)



Connector Backshells (1)



Insertion & Extraction Tools (3)



PCB Headers & Receptacles (5)



Customers Also Bought



TE Part #776437-4  
AS16, PLUG ASSY, ST, 12P, N SEAL, CODE D



TE Part #WP-4P  
DEUTSCH DTP Wedgelocks



TE Part #DTP06-4S-CE02  
DEUTSCH DTP Housings



TE Part #HDP26-24-9PE  
PLG, 9P, BLK, E, 4/8/12, P



TE Part #DTP4S-BT  
BOOT, 4P, PLG, ST, GRY



TE Part #HD36-24-19SE-072  
PLG, 19P, AL, E, THD ADPT, DRAIN, 12 /16, S



TE Part #91337-2  
SIZE 16 PRO-CRIMPER DIE

Documents

Product Drawings

REC, 4P, BLK, N

English

CAD Files

3D PDF

3D

Customer View Model

ENG\_CVM\_CVM\_DTP04-4P-E004\_A.2d\_dxf.zip

English

Customer View Model

ENG\_CVM\_CVM\_DTP04-4P-E004\_A.3d\_igs.zip

English

Customer View Model

ENG\_CVM\_CVM\_DTP04-4P-E004\_A.3d\_stp.zip

English

By downloading the CAD file I accept and agree to the [Terms and Conditions](#) of use.

Datasheets & Catalog Pages

ICT Terminals and Connectors Catalogue

English

CONNECTOR SELECTOR

English

Product Specifications

Application Specification



English

[Agency Approvals](#)

[UL Report](#)

English